

DAV PUBLIC SCHOOL, SAHIBABAD

SESSION : 2026 -27

SUMMER HOLIDAYS

HOMEWORK

Balance your holidays with fun and learning—because both help you grow.

CLASS : VII-VIII

CLASS : VII



1. Gayatri mantra - Fractions activity. Write Gayatri mantra on a A3 size coloured sheet. Count total number of letters in the mantra. Represent each letter as a fraction of the whole (total letters = denominator). List all the fractions and arrange the fractions in ascending order. Present your work neatly and decorate it creatively. **(Compulsory for all)**

2. Assignment link- https://drive.google.com/file/d/1fQobRZIBI_4sIf6otrkb7jmbO2Mf7zrK/view?usp=drivesdk
(solve the assignment in practice copy)

3. Math Puzzle Booklet- Create your own booklet of 5 to 6 puzzles for example (Maths riddles , Number tricks , Sudoku , Magic squares, tangram https://drive.google.com/file/d/1fQobRZIBI_4sIf6otrkb7jmbO2Mf7zrK/view?usp=drivesdk puzzles etc). Provide answers at the end. Present it in a colourful and creative way. **(roll no. 1 to 15)**

3. Geometry art - Create an art work using only geometric shapes like rangoli designs, Mandala art , worli art or any abstract patterns in A4 size coloured sheet. **(roll no. 16 to 30)**

4. DIY Math Game - Create any board game or card game based on any mathematical concepts. Mention the rules clearly for the game and demonstrate how to play. **(roll no. 31 to 45)**

5. Famous mathematician poster- Choose any mathematician. Include their pictures, contributions and interesting facts. Present it in A3 size coloured sheet in a creative way. **(roll no. 46 to 55)**

1. Brochure – The Rise of Small Kingdoms in South India

Task: Create a decorative Boucher on the topic “The Rise of Small Kingdoms in South India” (Chapter-11).

What to do:

1. Read the chapter carefully.
2. Include all the important details from the chapter in a brief and clear way.
3. Arrange the information in a proper sequence (for example: background, kingdoms, administration, economy, society, culture, art).
4. Add a suitable creative heading, such as:
 - *“Tiny Crowns, Big Legacy: Rise of Small Kingdoms in South India”*
 - *“From Pallavas to Pandyas: The Story of South India’s Small Kingdoms”*

Add a WOW factor:

- Prepare your work on an A3 sheet.
- Use charts and maps showing South India and the small kingdoms (Pallavas, Cholas, Cheras, Pandyas) during that period.
- Decorate with simple, colorful materials (like cut-outs, borders, small drawings of temples, kings, or ships for trade).

Class : VII **Social Science**

2. Project File – Media: The Mainstay of Democracy

Task: Make a project file based on the entire chapter.

What to do:

1. Read the chapter carefully.
2. Include all the important details from the chapter in a brief and clear way.
3. Arrange the information in a proper sequence (for example: introduction, types of media, role of media in democracy, challenges, responsibilities, and conclusion).
4. Add a suitable creative heading, such as:
 - “Media: The Voice of the People”
 - “Media – The Pillar of Democracy”
 - “From Newspapers to Digital Screens: The Journey of Media”

Each activity carries marks for internal assessment.

प्रिय छात्रों,

इस ग्रीष्मकालीन अवकाश को अपनी रचनात्मकता, आध्यात्मिकता और ज्ञान की वृद्धि का माध्यम बनाएँ। आपके लिए हिंदी विषय का गृहकार्य नीचे दिया गया है-

1. दैनिक गतिविधि-

प्रतिदिन प्रातः काल की शुरुआत एक प्रार्थना उपासना मंत्र अथवा गायत्री मंत्र के साथ करें।
संध्या काल में एक दोहा जो नीतिपरक हो, परिवार के सदस्यों के समक्ष बैठकर एक बार अवश्य दोहराएं।
उदाहरण -"ऐसी वाणी बोलिये, मन का आपा खोये"
ऐसे 5 दोहे जो आपको बहुत प्रिय लगे उन्हें A4 साइज वाली शीट पर चित्रात्मक ढंग से प्रस्तुत कर गतिविधि पूर्ण करें।

2. रचनात्मक एवं आध्यात्मिक परियोजना (Creative Project)

गमले में एक पौधा लगाइए और उसकी दैनिक रूप से देखभाल करें और जानें प्रकृति में इसका क्या महत्व है। यह सब करते समय फोटो अवश्य खींचें।

सप्ताह में कम से कम एक बार, पौधे के पास बैठकर 2 मिनट का शांत समय बिताएं और एक सकारात्मक वाक्य बोलें।
अपने पौधे के बारे में 7-8 पंक्तियों में जानकारी देनी होगी


(सभी विद्यार्थी निर्धारित तिथि पर अपनी इन सबकी ली हुई छायाचित्र की एक Scrapbook प्रस्तुत करेंगे और 1 मिनट में अपनी यात्रा साझा करेंगे।

3. अंतः विषय परियोजना (Interdisciplinary Project)

बारहमासा कविता के आधार पर ऋतु चक्र बताएं और प्रत्येक ऋतु की कोई विशेषता बताते हुए चित्रात्मक रूप में गतिविधि तैयार करें।

Roll no - 1 to 15

The Wonder of Grandparents

 Activity: Handmade Hanging Photo Frame + Acrostic Poem.

Task:

Create a beautiful hanging photo frame for your grandparents using materials like cardboard, ribbons, threads, beads, dried leaves, etc.

Paste a your grand parents/ grandmother/ grandfather's photographs or draw a picture inside the frame.

Below the frame add one more frame and write Acrostic Poem in it: using the word GRANDPARENTS or GRANDMA/GRANDPA.

Each letter should begin a new line expressing your love and respect.

Be creative and make it magical.

Roll no - 16 to 31

Create a small mini flipbook using weather or nature idioms.

Instructions:

Collect 8–10 idioms related to weather or nature.

(e.g., raining cats and dogs, under the weather, a ray of sunshine, storm in a teacup).

For each idiom, create one page:

*Write the idiom.

*Write its meaning in your own words

* Use it in a sentence

*Draw a creative illustration showing the idiom

*Design a Cover Page:

Title: “Weather & Nature Idioms” Add your name, class, and decorate creatively



Roll no -32 onwards

'Race to Report' - BoardGame

Instructions:

Draw a board with 20–30 boxes from START to FINISH.

Size - half of A3 sheet. (Write neatly with bold letters)

In each box, write a Direct Question (like in the picture)/ question cards

Leave a blank: 🙋 He/She asked _____

Add special boxes: 🔄 Switch, ⚡ Challenge, ⬆️ Go ahead, ⬇️ Go back

Keep question cards ready

How to Play:

Roll dice and move

Pick a card and convert the sentence

✅ Correct → stay


❌ Wrong → move back 2 steps

Do any one of the following tasks:


Task 1:

Show forest as a sacred space where every element has a purpose on an A3 sheet or 3D model or Scrap file, you can include:

 Trees (different layers: canopy, understory, forest floor)

 Animals and birds

 Small water stream

 Sunlight filtering through trees

Task 2:

My Connection with Trees” (5-Day Reflection Journal)--Scrap File

 Task:

Observe trees/plants around them daily

Note:Type of plant/tree, Weather conditions, Birds/insects seen

Task 3:

Make a 3D model

“Water teaches us to flow with love, to serve without ego, and to stay pure in every situation.”

Task 4:

“SAVE WATER CHALLENGE”

Practice 3 ways to save water (e.g., turn off tap, reuse water)

Take pictures and write details on A3 sheet

प्रिय छात्रों,
इस ग्रीष्मकालीन अवकाश को अपनी रचनात्मकता, आध्यात्मिकता और ज्ञान की वृद्धि का माध्यम बनाएँ। आपके लिए संस्कृत विषय का गृहकार्य नीचे दिया गया है, जिसे आपको 24 मई 2026 से 30 जून 2026 तक प्रतिदिन करना है।

1. दैनिक गतिविधि :- 'संस्कृत-साधना पंजिका' (Daily Journal)

एक छोटी नोटबुक बनाएँ जिसमें प्रतिदिन निम्नलिखित कार्य तिथि के साथ लिखें: प्रतिदिन प्रातः उठकर "

कराग्रे वसते लक्ष्मीः करमध्ये सरस्वती।

करमूले तु गोविन्दः प्रभाते करदर्शनम्॥

" श्लोक का पाठ करें और घर की किसी एक वस्तु का नाम संस्कृत में लिखें। साथ ही, परिवार के किसी सदस्य के लिए एक प्रशंसात्मक वाक्य संस्कृत में लिखें। जैसे भवतः व्यवहारः साधु अस्ति" (आपका व्यवहार बहुत अच्छा है)।

2. रचनात्मक एवं आध्यात्मिक परियोजना (Creative Project)

कृतज्ञता कार्ड (Gratitude Card): अपने दादा-दादी, माता-पिता अथवा किसी अन्य सदस्य के लिए संस्कृत में एक सुंदर 'धन्यवाद पत्र' (कार्ड) बनाएँ। इस पर 5 प्रेरक वाक्य लिखें और इसे कलात्मक ढंग से सजाएँ।

3. अंतः विषय परियोजना (Interdisciplinary Project)

(संस्कृत + विज्ञान): - मानव शरीर का चित्र बनाकर अंगों के नाम संस्कृत में लिखें और किन्हीं 3 योगासनो के चित्र चिपकाकर उनके लाभ लिखें।
सर्वे भवन्तु सुखिनः। आपकी छुट्टियाँ मंगलमय हों!

 Solve the following:

Q1. Find the next number: 1, 3, 5, 7, ____

Q2. Fill in the missing number: 4, 8, ____, 16, 20

Q3. Arrange in correct order (write 1–4): ____ Brush teeth , ____ Wake up , ____ Go to school , ____ Eat breakfast

Q4. Write any 3 steps: How to fill water in a bottle 1. 2. 3.

Q5. Find the odd one out: Pen, Pencil, Book, Mango

Q6. Complete the pattern: Z, Y, X, W, ____

Q7. Rearrange in correct order: Switch on TV Pick up remote Watch program Sit down

Q8. Shape pattern:      ____

Q9. Robot Movement: A robot moves: Forward → Right → Forward

Which direction is it facing now? (Starts facing North)

Q10. Complete the sequence: 2, 6, 10, 14, ____



CLASS : VIII

Task 1 Roll no-1 to 12

Project Title:

'From Gurukul to Microsoft Classroom: Evolution of Indian Education'

Imagine you are a time traveller. **Prepare a creative project file** showing how education in India changed over time.

Instructions

PART 1 — Gurukul System

Describe Gurukul system.(Draw / add pictures) - 🧑🏫 Guru and Shishyas.

📖 subjects taught.

- ✅ 2 Advantages & ❌ 2 Disadvantages

PART 2 — Modern Education

- 🏫 Describe modern school .

📝 students assessment

📖 subjects & activities offered.

✅ 2 Advantages & ❌ 2 Disadvantages

PART 3 — Digital Education

What is online/digital education?

Name few digital platforms and describe them — Microsoft Teams, Google Classroom .

✅ 2 Advantages & ❌ 2 Disadvantages

Also Include: ▪ Eye Catchy Cover page of project file.

📊 Comparison Table of all 3 systems - Creative Section —add Timeline / Comic Strip / Dream Classroom in 3D form

Reflection — Which system is best & why?

📖 Bibliography

This project is YOUR story. Be creative, be colourful and give your best.

🚀 Happy Learning! 📖 ✨



Task 2 Roll no-13 to 24

'Screen Time & The Developing Brain'.

📱 We spend hours every day staring at screens — but what is all this screen time doing to our growing brain?

Instructions

Prepare a **2-3 minute podcast** discussing the effects of screen time on the developing brain.

- Include how screens affect sleep, focus and mental health
- the difference between good and bad screen time.
- share practical solutions for a healthier screen balance.
- Add creative elements- music or sound effects & mic as a prop.
- In the end add your own opinion and message for your listeners.'
- Upload it on YouTube (keep it private)and share the link with your concerned teacher.



Task 3 Roll no-25 to 36

Pick up the mic and tell the world — your brain deserves better! 🧠

🏠 DAV Public School, Sahibabad , Where Dreams Take Flight! 🚀 Your Mission: Be a World Changer!

Imagine you are a young innovator and changemaker! ✨

Design a colourful and **creative pamphlet** to show how DAV School, Sahibabad helps students to learn, grow, and change the world for the better! 🌍

Instructions

What Your Pamphlet MUST Have: A Powerful Title & Slogan.

Example: 👉 "DAV School - perfect 🏠 blend of modern excellence 🚀 with timeless Vedic values 🌸"

Amazing Facilities

Describe like a tour guide:

- 🔥 Hawan- a sacred spiritual practice.
- Atal Tinkering Lab
- Big playground & sports fun 🏈
- Smart classrooms 💻
- Science & computer labs 🧪
- Language Lab
- Library full of knowledge 📚

👤 Learning Style

Show how classes are:

-Interactive 🎤

-Creative

Experimental, Experiencial & fun filled .



Exciting Activities

Bring your school to life with:

 National Sports  Music & dance   Art & craft   Drama & competitions   Excursions, Field trips & clubs 

School Details


Include clearly:

Name: DAV Public School,

Location- Sahibabad


Make It EXTRA SPECIAL:

Use bright colours & bold headings

 Add borders, doodles, cartoons & icons.

 Fold it like a real pamphlet (bi-fold ,tri-fold etc)

Write in short, catchy, fun sentences

 Add a logo or create your own school emblem.

- Remember:

This is not just homework — it's your chance to show your love, pride and imagination for your school!

Design it. Decorate it. Make it unforgettable!

Task 4 Roll no-37 onwards

Tenses Board Game

 Create a fun board game to practice Present, Past, and Future Tenses.

Instructions:

Draw a board with 20–30 boxes. Size (A3 size ,use bold letters to depict sentences)

Write a tense question/task in each box.

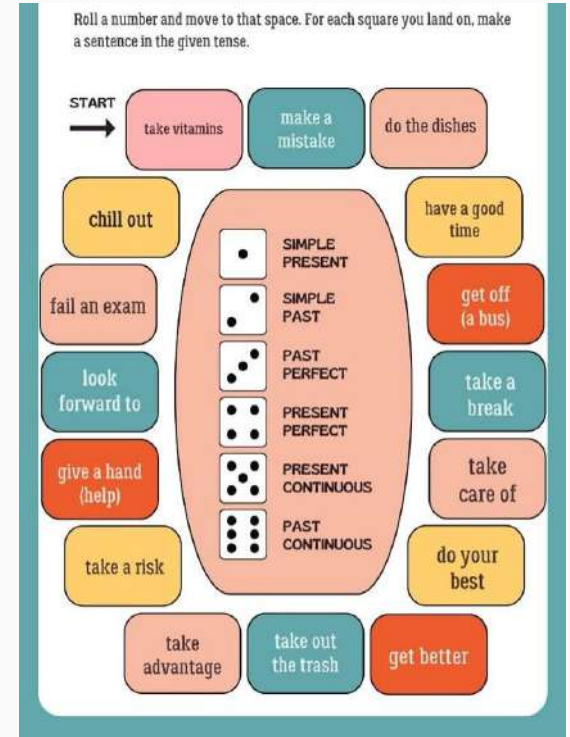
Use colours for tenses (Present / Past / Future).

Add fun rules like “Go ahead” or “Miss a turn”.

 Submit:

A neat and creative board with 20+ questions

Mention your name, class & section.



Do any one of the following:

From Seed to Soul – The Sacred Journey of Food”

1. Grow Your Own Plant (Mini Experiment)

- Take seeds like wheat, coriander, or mustard.
- Grow them in a small pot.
- Observe daily and write a **7–10 day journal or Scrap file:**
 - Day-wise growth
 - Watering pattern
 - Sunlight exposure

👉 Add real photos or drawings.

2. Create a neat section explaining the steps of crop production: You can draw diagrams or flowcharts to make it colorful.
3. Make a cover page using dried leaves or grains
4. Draw a farm scene (sun, farmer, crops, animals)
5. Create agricultural implements using waste materials
6. Interview a farmer (or watch a video) and write what you learned about their life. (Add recording or video link)
7. 🌿 **Bhoomi to Bhojan – The Food Journey Game** —Make an innovative game

1. Brochure: Natural Resources – Vegetation and Wildlife

Task: Create a decorative brochure on the topic “Natural Resources: Vegetation and Wildlife.”

What to Do:

1. Read the chapter carefully.
2. Include all the important details from the chapter in a brief and clear way.
3. Arrange the information in a proper sequence (for example: introduction, types of vegetation, wildlife distribution, conservation efforts).
4. Add a suitable creative heading, such as:
 - “Green Guardians: India's Vegetation and Wildlife”
 - “From Forests to Wildlife: Nature's Treasures”

Add a WOW Factor:

- Prepare your work on an A3 sheet.
- Use charts and maps showing India's vegetation zones and wildlife habitats.
- Decorate with simple, colorful materials (like cut-outs, borders, small drawings of forests, animals, or conservation symbols).

2. Project File Topic A (Roll Nos. 1–25): Establishment of Company Rule in India

Topic B (Roll Nos. 26 and above): Safeguarding the Marginalized

Task: Make a project file based on the entire chapter.

What to Do: 1. Read the chapter carefully.

2. Include all the important details from the chapter in a brief and clear way.
3. Arrange the information in a proper sequence (for Topic A: e.g., arrival of East India Company, key battles, policies, and impacts; for Topic B: e.g., introduction, marginalized groups, laws and efforts, challenges, conclusion).
4. Add a suitable creative heading, such as:
 - “Company Rule: From Traders to Rulers” (Topic A)
 - “Protecting the Voiceless: Safeguarding the Marginalized” (Topic B)
 - “East India Company: The Dawn of British Rule” (Topic A)

Add a WOW Factor: · Use A4 sheets for your project file.

Include different types of pictures showing key events (e.g., maps of battles for Topic A; photos of communities and activists for Topic B). · Decorate the pages with simple, colorful materials, such as borders, highlights, small drawings, and neat headings.

Each activity carries marks for internal assessment.

1. **Gayatri mantra -Fractions activity.** Write Gayatri mantra on a A3 size coloured sheet. Count total number of letters in the mantra. Represent each letter as a fraction of the whole(total letters =denominator). List all the fractions and arrange the fractions in ascending order. Present your work neatly and decorate it creatively. **(Compulsory for all)**
2. **Math in daily life-** Collect pictures or draw examples (shopping bills, clocks ,cooking measurements , sports scores etc). Explain the maths behind each(percentages, time, ratios etc.). Present it on a colourful A3 size sheet in a creative way.**(roll no. 1 to 15)**
3. **Geometry art** - Create an art work using only geometric shapes like rangoli designs, Mandala art , worli art or any abstract patterns in A4 size coloured sheet.**(roll no. 16 to 30)**
4. **DIY Math Game** - Create any board game or card game based on any mathematical concepts.Mention the rules clearly for the game and demonstrate how to play.**(roll no. 31 to 45)**
5. **Famous mathematician poster-** Choose any mathematician. Include their pictures, contributions and interesting facts. Present it in A3 size coloured sheet in a creative way.**(roll no. 46 to 55)**
6. **Assignment link-** <https://drive.google.com/file/d/1iLvXfagg4-uuNzD5j10oPmpViUYykH96/view?usp=drivesdk>
Solve the assignment in practice copy

प्रिय छात्रों,

इस ग्रीष्मकालीन अवकाश को अपनी रचनात्मकता, आध्यात्मिकता और ज्ञान की वृद्धि का माध्यम बनाएँ। आपके लिए हिंदी विषय का गृहकार्य नीचे दिया गया है-

1. दैनिक गतिविधि : अपने दिन की सुंदर शुरुआत अपने से बड़ों के पैर छूकर एवं उन्हें प्रणाम कहकर करें। अपने घर में या जहाँ आवश्यकता हो प्रतिदिन एक मदद जरूर करें और उसे अपने स्कैपबुक में लिखे इसके लिए आप चित्रात्मक गतिविधि का भी सहारा ले सकते हैं ताकि यह रोचक ढंग से बने।

2.रचनात्मक एवं परियोजना (Creative Project)-

एक सुंदर काल्पनिक वृक्ष का निर्माण A-4 शीट पर करें और उसकी पत्तियों पर नीतिपरक विचार लिखें।

3.अंतःविषय परियोजना (Interdisciplinary Project) (हिंदी एवं नागरिक शास्त्र): आपने असल धन पाठ अच्छे से आत्मसात किया इसी के आधार पर गवर्नर शब्द से जुड़ी एक रोचक गतिविधि तैयार करें ।

भारत में गवर्नर(राज्यपाल) का क्या कार्य होता है? उनका चुनाव कौन करता है और दो राज्यों के वर्तमान राज्यपालों की फोटो चिपकाकर उनके बारे में पाँच पंक्तियाँ लिखें।

प्रिय छात्रों,

इस ग्रीष्मकालीन अवकाश को अपनी रचनात्मकता, आध्यात्मिकता और ज्ञान की वृद्धि का माध्यम बनाएँ। आपके लिए संस्कृत विषय का गृहकार्य नीचे दिया गया है, जिसे आपको 24 मई 2026 से 30 जून 2026 तक प्रतिदिन पूर्ण करना है।

1. दैनिक गतिविधि : 'संस्कृत-साधना पंजिका' (Daily Journal)

एक छोटी नोटबुक बनाएँ जिसमें प्रतिदिन निम्नलिखित कार्य तिथि के साथ लिखें:

प्रतिदिन श्रीमद्भगवद्गीता का एक श्लोक अर्थ सहित लिखें और दिनभर में किए गए किसी एक अच्छे कार्य (जैसे- पौधों को पानी देना) को संस्कृत में लिखें।

2. रचनात्मक एवं परियोजना (Creative Project) संस्कार मंजूषा :- एक पुराने डिब्बे को सजाकर उसमें संस्कृत के 30 अच्छे विचारों (सुभाषितानि) की पर्चियाँ रखें व प्रतिदिन रात्री में भोजन से पूर्व एक पर्ची निकालकर सभी के सम्मुख पढ़ें।

3. अंतःविषय परियोजना (Interdisciplinary Project) (संस्कृत + पर्यावरण): 'पर्यावरण संरक्षण' पर वेदों के दो मंत्र अथवा किसी भी संस्कृत ग्रन्थ के 2 श्लोक लिखें। मिट्टी के पात्र में एक पौधा लगाएँ और उसकी देखभाल के अनुभव को संस्कृत डायरी में लिखें।

4 संस्कृत + सामाजिक विज्ञान :- किन्हीं 10 भारतीय संस्थाओं के संस्कृतभाषी ध्येयवाक्यों (यथा- सत्यमेव जयते) का पूर्ण श्लोक /मंत्र अर्थ सहित गतिविधि स्वरूप में तैयार कीजिए।

विशेष निर्देश:

प्रत्येक रविवार को 15 मिनट मौन रहकर ईश्वर का ध्यान करें।

समस्त कार्य सुंदर, स्पष्ट और रचनात्मक होना चाहिए।

यह गृहकार्य 1 जुलाई 2026 को विद्यालय खुलने पर जाँचा जाएगा।

सर्वे भवन्तु सुखिनः। आपकी छुट्टियाँ मंगलमय हों !

 **Solve the following:**

Q1. Pattern Recognition Find the next number: 3, 6, 9, 12, ____

Q2. Pattern Recognition Find the missing number: 5, 10, 20, ____, 80

Q3. Decomposition Break this task into **4 smaller steps**: “Getting ready for school”

Q4. Algorithm Writing Write steps (in order) to: “Send a message on mobile”

Q5. Logical Sequence Arrange in correct order: Wear shoes Wake up Go to school Get dressed

Q6. Pattern Identification Find the pattern and next term: 2, 5, 10, 17, ____

Q7. Algorithm Correction Steps to brush teeth are given. Rearrange : Rinse mouth , Apply toothpaste ,Brush teeth, Take toothbrush

Q8. Odd One Out (Logic) : Find the odd one: Apple, Banana, Carrot, Mango

Q9. Problem Solving : A robot moves: Forward → Forward → Left → Forward, Where is it facing now? (Assume it starts facing North)

Q10. Pattern + Logic : Find the missing term: A, C, E, G, ____