



DAV PUBLIC SCHOOL SAHIBABAD

Holiday

Homework





Class - IV

Session: 2026-27

Name: _____

Class/Sec: _____





The sun is bright, the skies are blue,
A season of wonder is waiting for you!

With time to play and spirits so high,

Like a colorful kite in the summer sky.

Between the fun and the golden sun,

Here's a little magic to be done.

With colors, pens, and a creative hand,

Explore the secrets of this sunny land.

Turn the pages, let your mind take flight,

Make every task a shining light.

In this folder, let your best work stay,

As you learn and grow through every day!





✦✦ *Dear Students,*
Summer holidays are a time to relax,
explore, and learn in fun ways! This holiday
homework is designed to help you enjoy
learning through creative and exciting
activities. Complete all tasks neatly and
present them in a beautiful folder.

✦ *General Instructions:*

- *Use colourful pens, drawings, and decorations.*
- *Write in your best handwriting.*
- *Be creative and original.*





Note : Compile all work in a scrap book with a creative cover page.

'My Summer Adventure Scrapbook'

Activity 1: My Summer Adventure Scrapbook

- Create 2, 3 pages of your holiday memories.
- Add drawings, photos or tickets.
- Write 5–6 sentences for each page.

Activity 2: Be a Young Reporter


- Interview 2 people (family/friends).
- Record a video. Click your photograph and paste it in your scrap book.
- Write that conversation having at least 5 questions and answers to know about that person.

Activity 3: Vocabulary Treasure Hunt

- Learn 25 new words.
- Write words, their meanings and use them in sentences. You can draw or paste pictures for that word.
 - Categorise them (food, travel, emotions, etc.)

Activity 4: Reading Marathon

- Read any 2 storybooks.
- Write:
 - Name of the Book:
 - Favourite character:
 - Moral of the story:



हिंदी

प्र 1. नीचे दिए गए चित्र को ध्यान से देखिए और उसके बारे में पाँच वाक्य लिखिए -




प्र 2 .अपनी कल्पना से एक छोटी कहानी लिखे।

प्र 3. कोई भी नए 10 शब्द लिखे और उनसे वाक्य बनाए।

1. _____
2. _____
3. _____
4. _____
5. _____
6. _____
7. _____
8. _____
9. _____
10. _____

प्र 4 .कल्पना करे कि आप उड़ सकते है- आप कहाँ जाते 5-4 ? वाक्य लिखकर उससे सम्बंधित चित्र बनाए।





Q1. Which of the following numbers can come in place of "*" in the given expression?

$$\begin{array}{ccc} \boxed{5678} & > & \boxed{*} \\ \boxed{*} & < & \boxed{4689} \end{array}$$

- a) 532 b) 6489 c) 4897 d) 4678

Q2. Using the digits 4, 8, 9, 6, 1, 3, and 5, form the largest and the smallest 4-digit numbers such that no digit repeats within a number. Which digit will be common in both numbers?

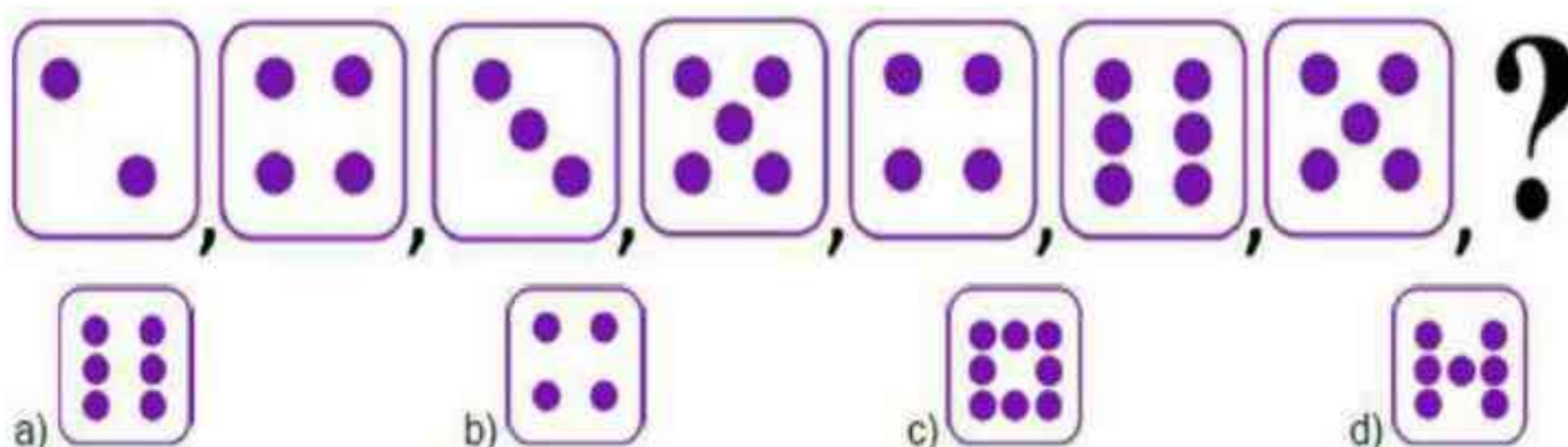
- a) 3 b) 4 c) 5 d) 6

Q3. If you remove the digit that is common to all four numbers shown below, which number will become the largest?

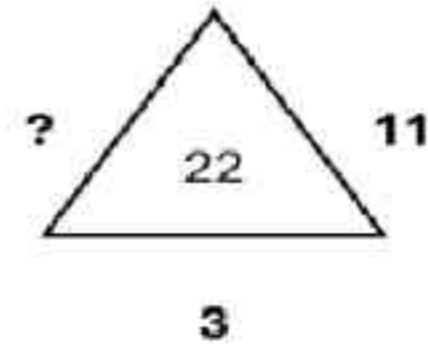
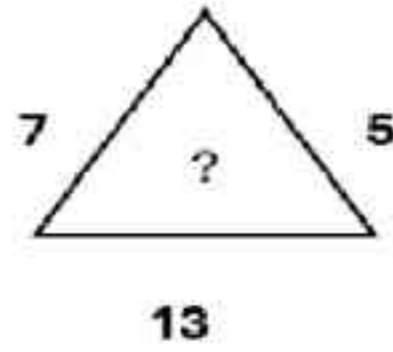
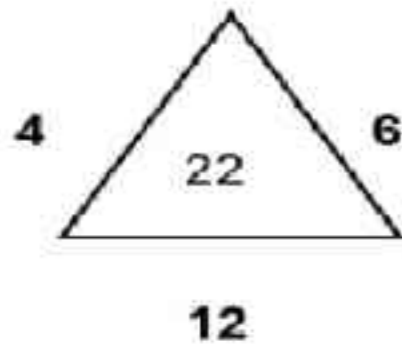
49526	21724	68401	64851
-------	-------	-------	-------

Note: You cannot rearrange the digits to form a number.




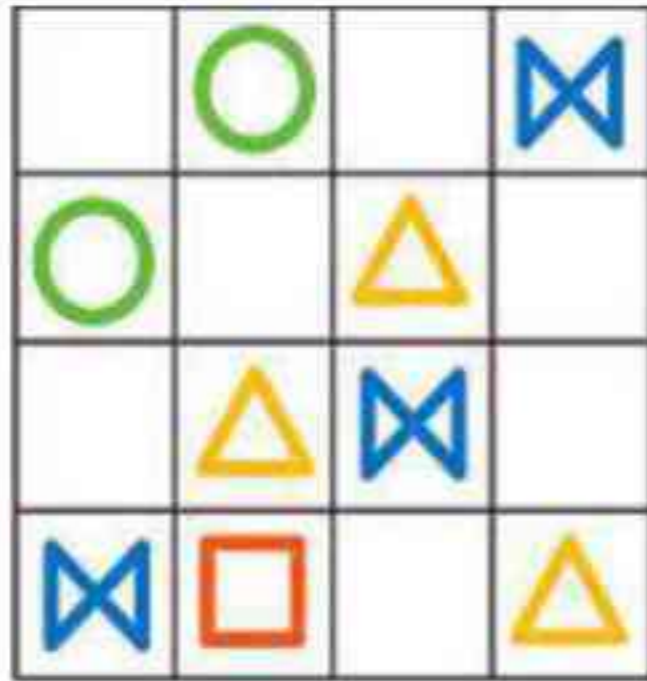
Q4. What will come in place of "?" in the given series?



Q5. Solve the following puzzle.



Q6. Solve the Sudoku.



Q7. The PIN Code is a system that divides the country into different regions, so that, for better communication, codes are assigned to different cities.

Find the PIN code for the following areas of Ghaziabad.

Sahibabad	Indirapuram	Vasundhara	Rajnagar	Loni
-----------	-------------	------------	----------	------

- Present the above data in a tabular form.
- Find the sum of any three PIN codes.
- Find the difference between the greatest and the smallest Pin Code.
- Write the expanded form of the largest PIN code.

(Do on A-4 Size sheet.)



Task 1 : Be a Kindness Champion

Adhik Maas, also known as Purushottam Month, is a special and sacred time that teaches us the importance of kindness, patience, gratitude, and good deeds. So, let's get ready to do "One Good Deed Every Day" for a week to become a true Kindness Champion.

Day	Good Deed	✓ Done
Day 1		
Day 2		
Day 3		
Day 4		
Day 5		
Day 6		
Day 7		

Task 2 : My State, My Identity

Learning about the place where we are born helps us understand our roots and culture. Let us explore our birth state and discover what makes it special !

- My State : _____
- Capital City : _____
- Area : _____
- Population : _____
- Main Language(s) Spoken : _____
- Famous Artforms (Dance, Music, Art) : _____

- Popular Festival(s) : _____


- A famous Personality : _____
- Any historical or religious place : _____
- River(s) flows through the state: _____

Task 3 : Poster Making

“World Environment Day” on 5th June reminds us to protect nature and save wildlife for the future. Show your feelings about nature, forests, and wildlife through a poster.

Instructions : a. Use creative ideas with colours to make it beautiful.

b. Write a suitable slogan on the poster.



Task 4 : Project Work

Palm Activity- My Family, My Values

Step 1: Trace your palm size on a pastel sheet and cut it out.

Step 2 : Paste pictures of your family members on the tip of each finger.

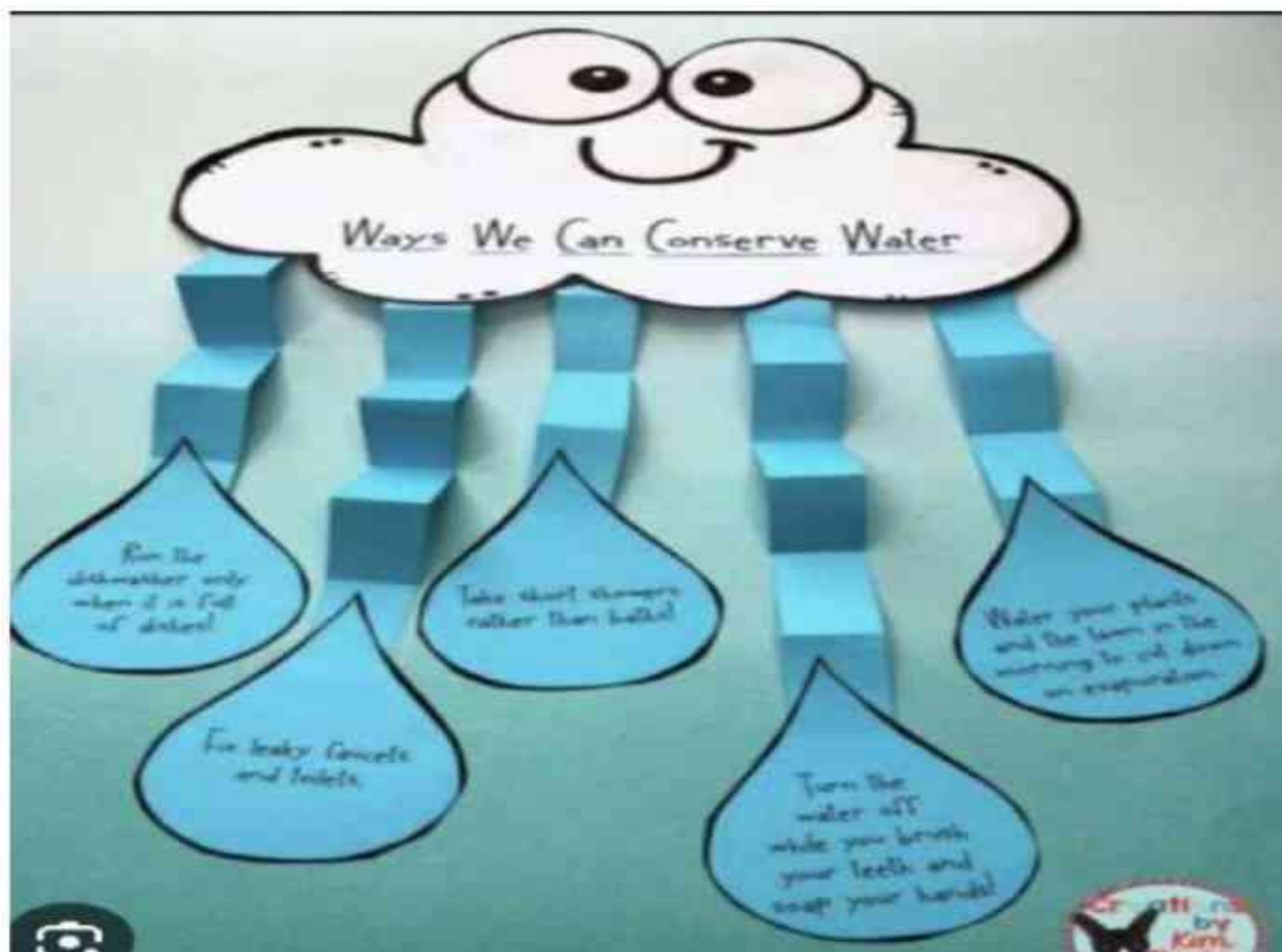
Step 3 : On every fingertip, write one value you have learned from that person.

Step 4 : Paste this activity in your Social Science Scrap book.



Science

Q1. Prepare a mind map on water conservation on A/4 size sheet reference is given below



Q2. Create a comic strip on any one of the topics given below.

1. Scarcity of water
2. Conservation of water
3. Rain water harvesting

Use A3 sized sheet for making the comic strip.

Use your creativity to make it colourful and interesting.



GENERAL KNOWLEDGE



SPORTS VOCABULARY WORDSEARCH PUZZLE

FIND AND CIRCLE THE WORDS IN THE WORDSEARCH PUZZLE AND NUMBER THE PICTURES



G H D H S H K B G W E G S S X H X P G F
 D N G H O N F K F F Z N K P K U B N O I
 G Q I C B L O Q Q L K I I T P Y I O D D
 W N K T Z Q X W B K W D I W G N T F M B
 L E I L U Q M V B A O A N X N B G G L B
 Y C D D Z H M A T O W L G U A O N R L A
 G C Z M R J C E T Z A B R L T I B Q A S
 U Y G G F A R A V C Z R L N T T A H B E
 J B M D I S O M R C T E D F H J M T Y B
 H Y X N K V M B Z A L L I I B G T V E A
 A T R I A V M J E L P L B F N P M S L L
 N G I E I S E I A T T O S I L G X C L L
 D N B D H O T B G H A R E T A R A K O D
 G I V O A C T I G M W K P C H N T R V Q
 L L M C X E R I C I C E S K A T I N G F
 I C S F K I E A N S G N I F R U S K A C
 D Y C S L W N M R O C K C L I M B I N G
 I C A T J O A G X H P H R O T E N N I S
 N B J I O A G C J B X I Z L I O B B A C
 G N I F R U S D N I W Z Z R I X Q N D M



- 1) ARCHERY
- 2) BASEBALL
- 3) BASKETBALL
- 4) BOXING
- 5) CYCLING
- 6) FOOTBALL
- 7) GOLF
- 8) GYMNASTICS
- 9) HANDGLIDING
- 10) HOCKEY
- 11) ICESKATING
- 12) KARATE
- 13) PARACHUTING
- 14) ROCKCLIMBING
- 15) ROLLERBLADING
- 16) RUNNING
- 17) SKATEBOARDING
- 18) SKIING
- 19) SNOWBOARDING
- 20) SURFING
- 21) TENNIS
- 22) VOLLEYBALL
- 23) WATERSKIING
- 24) WEIGHTLIFTING
- 25) WINDSURFING



Electronic Devices Word Scramble

Unscramble the letters to write the names of these devices



NORI



POTPAL



RETSOAT



NAF



ESOU M



EWAVORCIM



AREMAC



NOISIVELET



TORALUCLAC



REDNELB



RETIRNP



RETUPMOC



Computers

1) (Roll Number 1-15)

- Latest Invention in Artificial Technology.
Write and paste picture of any three latest inventions in Artificial Intelligence technology .
 - I. Work should be neat and tidy.
 - II. Make your work decorative and presentable.
 - III. Take light colour A4 sheet as background.
 - IV. Examples-AI-Powered Health Diagnostics, Generative AI World Modeling: Tools like Deep Mind's Genie 3 etc.

2) (Roll Number 16-30)

- Make a mini scrapbook of 4 pages on “My digital life”.
Include:
 - i. I use digital devices for-
 - ii. My favourite app-
 - iii. What I learned from that app-
 - iv. One message for friend to be safe online-

3) (Roll Number 30 onwards)

- Make a Comic strip on A-4 sheet on the topic “A day without Internet”



Roll No. 1 to 10: Students will make Madhubani Art on an A3 sheet.

Roll No. 11 to 20: Students will make Mandala Art on an A3 sheet.

Roll No. 21 to 30: Students will make Gond Art on an A3 sheet.

Roll No. 31 to 40: Students will make Abstract Art on an A3 sheet.

Roll No. 41 onwards: Students will make Warli Art on an A3 sheet.

Students will hand over this work to the class teacher after the summer vacation.



छोटे-छोटे कदम बढ़ाओ,
आगे बढ़ते ही जाओ।
गिरो अगर तो फिर उठ जाना,
हार से कभी न घबराना।

सपनों को तुम सच बनाओ,
मेहनत से दुनिया चमकाओ।
रास्ता चाहे कठिन हो जाए,
हिम्मत तुम कभी न हारो।

सूरज जैसे चमको तुम,
अंधेरे से मत डरना तुम।
हर दिन नया सवेरा लाता,
खुशियों का संदेश सुनाता।

पढ़ो-लिखो और खेलो भी,
अच्छे बच्चे बनो सभी।
मेहनत का फल मीठा होता,
जीवन सुंदर सपना होता।

