



# DAV PUBLIC SCHOOL SAHIBABAD



**Assignment** Class - 12

A central watercolor splash in shades of blue, teal, and light pink, serving as a background for the text.

IF YOU  
*Believe*  
IN YOURSELF  
*Anything*  
IS POSSIBLE



# English

Project-Portfolio/ Project Report (As per CBSE guidelines 2025-26)

The Project-Portfolio/Project Report is a compilation of the work that the students produce during the process of working on their ALS Project.


The Project-Portfolio may include the following:

- Cover page, with title of project, school details/details of students.
- Statement of purpose/objectives/goals
- Certificate of completion under the guidance of the teacher.
- Students Action Plan for the completion of assigned tasks.
- Materials such as scripts for the theatre/role play, questionnaires for interview, written assignments, essays, survey-reports and other material evidence of learning progress and academic accomplishment.
- The 800-1000 words essay/Script/Report.
- Student/group reflections.
- If possible, Photographs that capture the positive learning experiences of the student(s).
- List of resources/bibliography

# English

The following Rubrics will be kept for consideration while assessing the project portfolios:

- Quality of content of the project
- Accuracy of information
- Adherence to the specified timeline
- Content in respect of (spellings, grammar, punctuation) Clarity of thoughts and ideas
- Creativity
- Contributions by group members Knowledge and experience gained



# BIOLOGY

"Not the strongest of the species survives, nor the most intelligent, but the one most responsive to change."

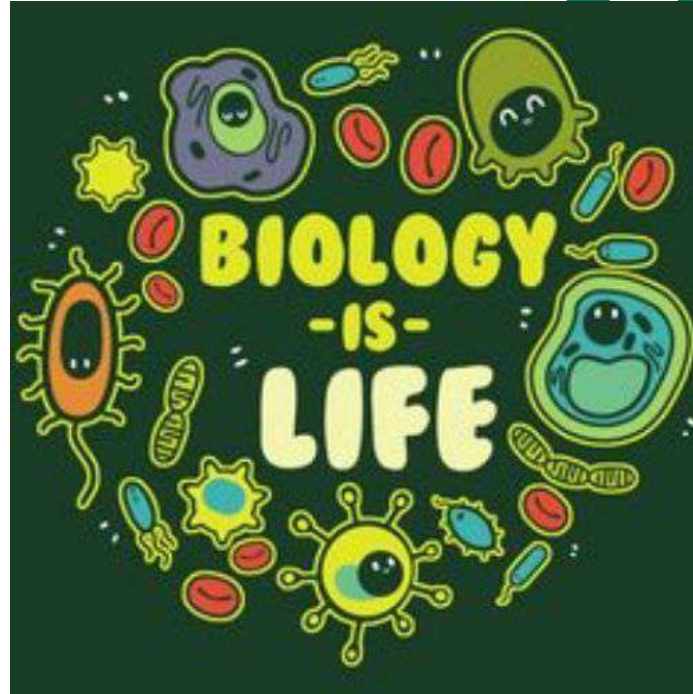
Select any one project topic from the following

1. Methods of Contraception and Awareness Study  
Survey-based project + awareness charts.
2. IVF (In Vitro Fertilization) – Test Tube Baby  
Explain process with diagrams.
3. Effect of Junk Food on Health  
Survey + nutritional analysis.
4. Diabetes Awareness Study  
Causes, symptoms, prevention.
5. Lifestyle Diseases (Obesity, Hypertension)  
Survey-based with charts.
6. Biodiversity Survey of Local Area  
Record plant and animal species.
7. Study of Diseases and Their Prevention  
Focus on communicable diseases like malaria, dengue.
8. Study of Genetic Disorders  
Examples: Down syndrome, hemophilia, sickle cell anemia.

Write your project in this order:

1. **Title Page**
2. **Certificate**
3. **Acknowledgement**
4. **Index**
5. **Introduction**
6. **Aim/Objectives**
7. **Procedure/Method**
8. **Observations**
9. **Conclusion**
10. **Bibliography**

# BIOLOGY





# Physics

“Energy is liberated matter, matter is energy waiting to happen.” –

Bill Bryson

# Physics

- Complete the assignments of Chapter 1 and 2 in Assignment Register. (Links for assignments)

Chapter# 1:


<https://drive.google.com/file/d/1bHrP-4QUHR4yqRSL0RAOUbmhUPmX146/view?usp=sharing>

Chapter# 2:

[https://drive.google.com/file/d/1-B\\_I1AKIKzdCrv4x8pLLudnupuWj987e/view?usp=sharing](https://drive.google.com/file/d/1-B_I1AKIKzdCrv4x8pLLudnupuWj987e/view?usp=sharing)

- Complete six activities as provided in the link in Activity file.  
<https://drive.google.com/file/d/1Z4INP2bUrzWf9ZrVm3xLR1aDQmA94dgB/view?usp=sharing>
- Prepare one investigatory project on topics allotted roll number wise. List of topics roll number wise and the instructions for project are provided in the link below:  
<https://drive.google.com/file/d/1B-PLCLXv3RokQJolkqGGTEY5lzb2Hu8z/view?usp=sharing>

# Chemistry



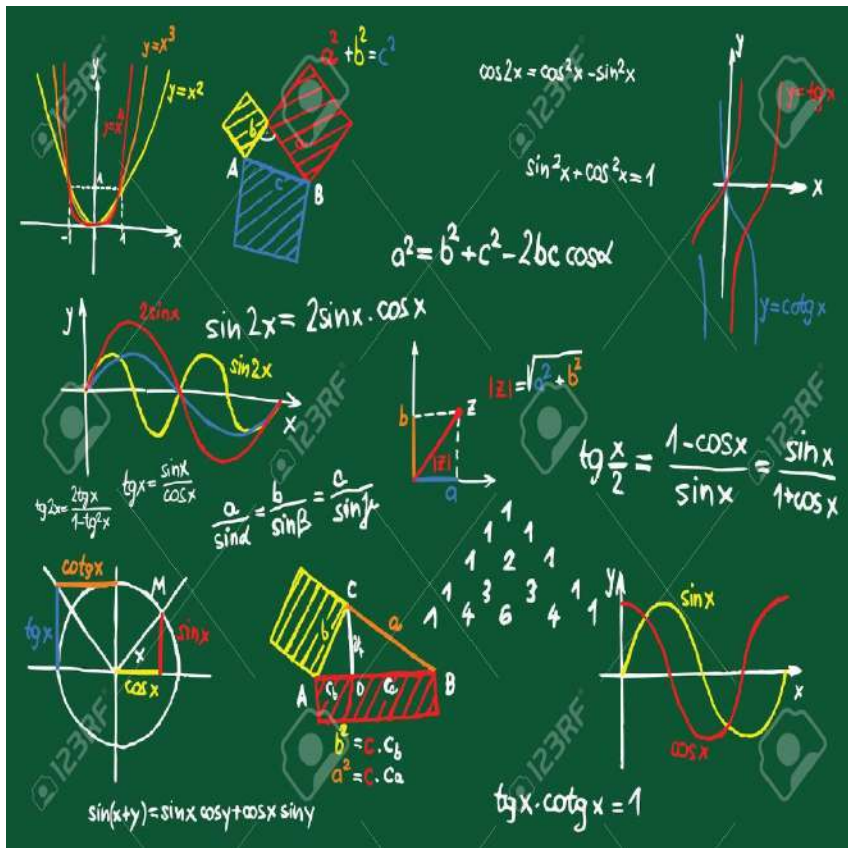
**“Chemistry is necessarily an experimental science: its conclusions are drawn from data, and its principles supported by evidence from facts.”**

*Michael Faraday*

# Chemistry

1. **Complete** the NCERT intext , exercise and exemplar questions of Chapter 1, 2 and 3 in your Assignment Register.
2. **Prepare an investigatory project** and submit file on any topic of class XII given in the link below. (Write Aim of Investigatory project , preface , acknowledgement , introduction , theory , procedure , analysis/tests, observation table, conclusion , bibliography )  
[https://drive.google.com/file/d/1VwGdLGYP2GFaoSuJ9zFpniM78cT\\_jTzE/view?usp=sharing](https://drive.google.com/file/d/1VwGdLGYP2GFaoSuJ9zFpniM78cT_jTzE/view?usp=sharing)
3. Learn salt analysis systematically for the analysis of Cations and Anions.  
[https://drive.google.com/file/d/1gT4tYO9oJ1\\_BUB4WOBgyxRSkdBifz-Eu/view?usp=sharing](https://drive.google.com/file/d/1gT4tYO9oJ1_BUB4WOBgyxRSkdBifz-Eu/view?usp=sharing)
- 4 Do all assignments posted on TEAMS. Link Of Assignments from UNIT 1,2 and 3

<https://drive.google.com/file/d/1CW5kFLQICuAcp6F9hQhpXASWf8-QpDO1/view?usp=sharing>



# Mathematics

Without mathematics, there's nothing you can do.  
 Everything around you is mathematics. Everything  
 around you is numbers.

— Shakuntala Devi, Indian writer and mental calculator

# Mathematics

## Reading Homework:

**Section - A: Pre-Reading Homework**

## Written Homework:

**Section-B: Chapter-wise Revision Assignment**

**Section-C: Lab Practical Notebook Work**

**Section-D: Creative Project/ Model**

## Material Required:

- 1.NCERT TEXTBOOK
- 2.ASSIGNMENT NOTEBOOK
- 3.A-4 SHEETS
- 4.GRAPH COPY
- 5.LAB PRACTICAL NOTEBOOK
- 6.CHART PAPER, GLUE ETC.

# Mathematics

## Instruction/Guidelines for Reading Homework:

### **Section – A: Pre-Reading Homework**

- Do the Pre-Reading of Chapter No. 4 Determinants & Chapter No.5 Continuity & Differentiability  
Do the reading of Appendix-1 and 2 given at the end of NCERT Textbook
- Write all the difficult words & their meanings of above chapters and appendix in Maths Notebook.

### **Instruction/Guidelines for Written Homework:**

**Section-B: Do the given Assignments in the below given link on separate Assignment N.B.**

[https://docs.google.com/document/d/1476sZTzP4dVb6LtlvZWolIvaK6R65HQaDm4UDG\\_6Sb4/edit?usp=sharing](https://docs.google.com/document/d/1476sZTzP4dVb6LtlvZWolIvaK6R65HQaDm4UDG_6Sb4/edit?usp=sharing)

# Mathematics

Section-C: Do Lab Practical Activities in the below given link in Practical N.B with proper index and figures.

<https://docs.google.com/document/d/1v12dc03ZEnVn8VBLWvGnPp2fstxZKhTZTS7RPgWPc2A/edit?usp=sharing>

## Section – D: Creative Project/ Models

- To Create a visual diary of graphs showcasing various trigonometric functions to further determine each functions domain and range.

$$1. f(x) = \sin^{-1} x$$

$$2. f(x) = \cos^{-1} x$$

$$3. f(x) = \tan^{-1} x$$

# Mathematics

$$4. f(x) = \operatorname{cosec}^{-1} x$$

$$5. f(x) = \operatorname{sec}^{-1} x$$

$$6. f(x) = \operatorname{cot}^{-1} x$$

## Important Note:

All students must submit their vacation Homework for Assessment on 1st July 2026 .

# Accountancy

- **"Accounting does not make corporate earnings or balance sheets more volatile. Accounting just increases the transparency of volatility in earnings." — Diane Garnick**

# Accountancy

One specific project based on financial statement analysis of a company covering **any two aspects** from the following:

1. Comparative and common size financial statements
2. Accounting Ratios
3. Segment Reports
4. Cash Flow Statements

**Note: Project must be handwritten, presented neatly, and include proper page numberings. Incorporate well drawn graphs as part of Art Integration to enhance presentation and understanding.**



# Business Studies

Project on any one of the following topics:

- 1. Marketing:** Students will select any **product/service** (e.g., shampoo, mobile phone, packaged food, clothing brand, etc.) and conduct a detailed analysis based on the **4Ps of Marketing**.
- 2. Principles of Management:** Visit any one of the following: 1. A departmental store. 2. An Industrial unit. 3. A fast food outlet. 4. Any other organisation, observe the application of the general Principles of management advocated by Fayol and make a report on application of these Principles .

# Business Studies

The Project should be hand written.

The total length of the project will be of 25 to 30 pages.

Use pictures, diagrams, and real packaging samples.

Neat presentation with proper headings.

Include:

Cover page

Acknowledgement

Index

Bibliography

**HAPPY HOLIDAYS!!**



# Economics

"If there's any part of the economy that's delivered for all the citizens, it's got to be the work that we and our partners in our industry have done,"

# Economics

Select any one project topic from the following:

Based on the CBSE curriculum, these topics are highly relevant and scoring:

1. Micro and Small Scale Industries: Study their contribution to employment and GDP.
2. Government Budgetary Trends: Analyze revenue and capital expenditure trends.
- 3 Self-Help Groups (SHGs): A case study on rural empowerment and poverty alleviation.
4. Role of RBI in Controlling Credit and Money Supply
5. Contemporary Employment Situation in India

Project Structure (CBSE Format)

1. Cover Page: Title, Name, Roll No., Class
2. Acknowledgement & Certificate
3. Index
4. Introduction: Overview of the chosen topic.  
Main Content: Theory, data, and analysis.
5. Case Study/Survey: Field research or detailed analysis.
6. Conclusion/Summary of Findings
7. Bibliography

# Geography



*Geologists have a saying - rocks remember.*

- Neil Armstrong

## Prepare a Scrap File:

- **NOTE:** Use only pencil or black pen for marking and labelling the locations.

**Book: Fundamentals of Human Geography**

**(Map work on identification of features based on units I to III on the outline physical/political map of the World)**

<b>Chapter</b>	<b>Map item (Map present on official website of Govt. of India should be used)</b>
<b>Chapter 1</b> -Human Geography	Nil
<b>Chapter 2</b> The World Population Density Distribution and Growth	Nil
<b>Chapter 3</b> Human Development	Nil
<b>Chapter 4</b> Primary Activities	Areas of subsistence gathering Major areas of nomadic herding of the world Major areas of commercial livestock rearing Major areas of extensive commercial grain farming Major areas of mixed farming of the World
<b>Chapter 5</b> -Secondary Activities	Nil
<b>Chapter 6</b> Tertiary and Quaternary Activities	Nil

<p><b>Chapter 7</b> Transport Communication and Trade</p>	<p><b>Terminal Stations of Transcontinental Railways</b> Trans-Siberian, Trans Canadian, Trans-Australian Railways</p> <p><b><u>Major Sea Ports</u></b>  <b>Europe:</b> North Cape, London, Hamburg  <b>North America:</b> Vancouver, San Francisco, New Orleans  <b>South America:</b> Rio de Janeiro, Cologne, Valparaiso  <b>Africa:</b> Suez and Cape Town  <b>Asia:</b> Yokohama, Shanghai, Hong Kong, Aden, Karachi, Kolkata  <b>Australia:</b> Perth, Sydney, Melbourne</p> <p><b><u>Major Airports:</u></b>  <b>Asia:</b> Tokyo, Beijing, Mumbai, Jeddah, Aden  <b>Africa:</b> Johannesburg &amp; Nairobi  <b>Europe:</b> Moscow, London, Paris, Berlin and Rome  <b>North America:</b> Chicago, New Orleans, Mexico City  <b>South America:</b> Buenos Aires, Santiago  <b>Australia:</b> Darwin and Wellington</p> <p><b><u>Inland Waterways</u></b> Suez Canal, Panama Canal, Rhine waterways and St. Lawrence Seaways</p>
<p><b>Chapter 8</b> International Trade</p>	<p>Nil</p>

**Book: India People and Economy**

(Map work on locating and labelling of features based on outline political/physical map of India.)

Chapter	Map item (Map present on official website of Govt. of India should be used)
<b>Chapter 1</b> -Population Distribution Density, Growth and Composition	State with highest population density & state with lowest population density (2011)
<b>Chapter 2</b> -Human Settlement	Nil
<b>Chapter 3</b> -Land Resources and Agriculture	Leading producing states of the following crops: (a) Rice (b) Wheat (c) Cotton (d) Jute (e) Sugarcane (f) Tea and (g) Coffee
<b>Chapter 4</b> -Water Resources	Nil
<b>Chapter 5</b> -Mineral And Energy Resources	<b>Mines:</b> <ul style="list-style-type: none"><li>● <b>Iron-ore mines:</b> Mayurbhanj, Bailadila, Ratnagiri, Bellary</li><li>● <b>Manganese mines:</b> Balaghat, Shimoga</li></ul>

	<ul style="list-style-type: none"> <li>● <b>Copper mines:</b> Hazaribagh, Singhbhum, Khetari</li> <li>● <b>Bauxite mines:</b> Katni, Bilaspur and Koraput</li> <li>● <b>Coal mines:</b> Jharia, Bokaro, Raniganj, Neyveli</li> <li>● <b>Oil Refineries:</b> Mathura, Jamnager, Barauni</li> </ul>
<b>Chapter 6-</b> Planning and Sustainable Development in Indian Context	Nil
<b>Chapter 7-</b> Transport and Communication	Nil
<b>Chapter 8-</b> International Trade	<ul style="list-style-type: none"> <li>● <b>Major Sea Ports:</b> Kandla, Mumbai, Marmagao, Kochi, Mangalore, Tuticorin, Chennai, Vishakhapatnam, Paradwip, Haldia</li> <li>● <b>International Airports:</b> Ahmedabad, Mumbai, Bengaluru, Chennai, Kolkata, Guwahati, Delhi, Amritsar, Thiruvananthapuram &amp; Hyderabad.</li> </ul>
<b>Chapter 9-</b> Geographical Perspective on selected issues and problems	Nil

# History



Study history, study history. In history lies all the secrets of statecraft.

Winston Churchill

# History

PROJECT WORK : Make a creative, collaborative, goal-oriented & comprehensive project on the topics given and discussed in class. The guidelines should match with the CBSE curriculum. A detailed structured outline will be provided in class which encompasses research work, use of Primary & Secondary sources, interview, analysis, Historiography, critical thinking etc.

critical thinking etc.

## **A FEW SUGGESTIVE TOPICS FOR THE PROJECT :-**

- 1. The Indus Valley Civilization-Archaeological Excavations and New Perspectives**
- 2. The History and Legacy of Mauryan Empire**
- 3. “Mahabharata” -The Great Epic of India**
- 4. The History and Culture of the Vedic period**
- 5. Buddha Charita**
- 6. A Comprehensive History of Jainism**
- 7. Bhakti Movement- Multiple Interpretations and Commentaries.**
- 8. The Mystical Dimensions of Sufism**
- 9. Global Legacy of Gandhian Ideas**
- 10. The Architectural Culture of the Vijayanagara Empire**
- 11. Life of Women in the Mughal Rural Society**
- 12. Comparative Analysis of the Land Revenue Systems Introduced by the Britishers in India**
- 13. The Revolt of 1857- Causes; Planning & Coordination; Leadership, Vision of Unity**
- 14. The Philosophy of Guru Nanak Dev**
- 15. The Vision of Kabir**
- 16. An Insight into the Indian Constitution**
- 17. Comparative Study of Stupas and Pillar Edicts**
- 18. Comparative Study of Mughal and Vijayanagara Architecture**

- **OBJECTIVES:** Students, your overall objective should be to gain an insightful and pragmatic understanding of the theme. It should help you in enhancing your life skills. You are expected to apply the historical concepts that you have learnt over the years in order to prepare the project report. You should collect data and use different primary and secondary sources to prepare the project. Different forms of art (PICTURES/sketches/collage/posters/FLOWCHARTS/GRAPHICAL REPRESENTATIONS/ DATA TABLES/ MIND MAPS/MAPS/PIE CHARTS/cartoons ETC. SHOULD BE USED).

- **NOTE: THE PROJECT MUST BE HANDMADE & IS TO BE DONE ON A4 SIZE COLOURED SHEETS. THE PROJECT FILE SHOULD BE COVERED PROPERLY.**

**CONTENTS/PAGES TO BE ATTACHED: -**

**1.COVER PAGE – Includes: -**

**i. NAME OF THE SCHOOL (ON THE TOP)**

**ii. SESSION: 2026-27**

**iii. STUDENT NAME –**

**iv. SUBJECT –**

**v. CLASS/SEC –**

**vi. ROLL NO. –**

**vii. SUBMITTED TO – (NAME OF THE SUBJECT TEACHER)**

**2. INDEX – Includes all the content pages' details**

S. No.	Date (on which written)	Title/sub-title	Page. No.	Teacher's signature/remarks
--------	-------------------------	-----------------	-----------	-----------------------------

**3. ACKNOWLEDGEMENT – This enables you to thank all those who have helped in carrying out the research work of project.**

**4. PREFACE - A written introduction to your project that explains what it is about or why it was written/ the idea which went into writing it down**

**5. INTRODUCTION - An introductory paragraph/It is the first paragraph, which is also called “a gateway” of a project work as it attracts the attention of readers to the project and gives them background information about the topic.**

6.NEED/OBJECTIVE OF THE STUDY

7.HYPOTHESIS

8.MAIN CONTENT PAGES –

9.CONCLUSION - An opinion that you reach after doing the suggested topic

10.BIBLIOGRAPHY - a list of the books along with the name of the author including its year of publication, newspapers, articles, journals, magazines, websites (along with complete links)

Assessment Rubrics	Marks
Introduction, Statement of Purpose/ Need and objectives of the study, Hypothesis/ Research Question, Review of Literature, Presentation of Evidence, Methodology, Questionnaire, Data	6
Significance and relevance of the topic; challenges encountered while conducting the research.	5
Content analysis and its relevance in the current scenario. Conclusion, Limitations, Bibliography, Annexures and Overall Presentation.	5
External/ Internal Viva based on the project	4

Complete the questions based on Critical thinking & Source Based Questions - given in class as assignments

# Computer Science



**Part of the inhumanity of the computer is that, once it is competently programmed and working smoothly, it is completely honest.**

**Isaac Asimov**

# Computer Science

## Instructions for Project

### 1. Select and Finalize Your Project

- Decide the project topic early.
- Get it approved by your teacher if required.

### 2. Research and Plan

- Study similar projects online or from textbooks.
- Write a basic **plan** — what your project will do, and what features it will have.

### 3. Create Basic Designs

- Draw rough **flowcharts** or **algorithms**.
- If using a database (SQL), design your tables (name, fields, data types).

### 4. Start Writing Code

- Begin coding the basic version of your project in Python.
- Make sure to:
  - Use proper variable names.
  - Break code into functions wherever possible.
  - Write comments to explain important parts.

# Computer Science

## Instructions for Project

### 5. Testing

- Test small parts as you build them.
- Correct errors immediately.

### 6. Maintain a Project Diary

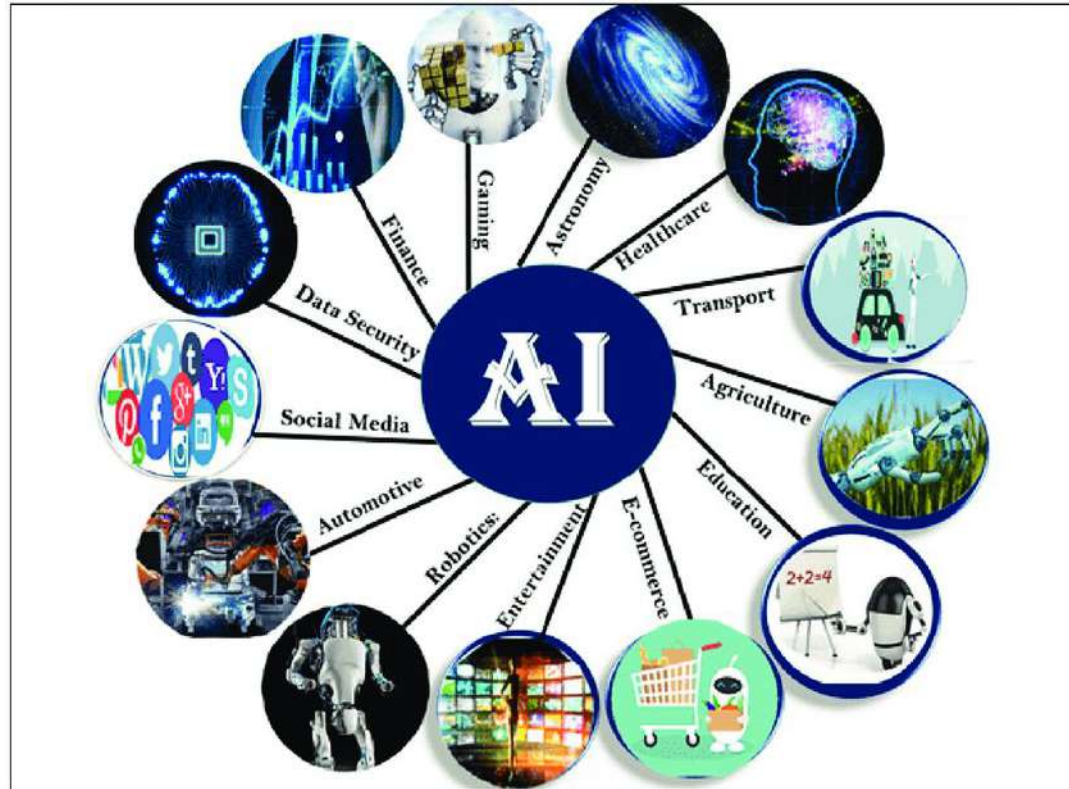
- Every 2–3 days, note what work you did.
- Write briefly: what part was completed, any difficulties faced, and how you solved them.
- This diary will help you prepare the final project report.

### 7. Prepare Basic Documentation

During the holidays, complete these sections:

- Title Page
- Certificate (format will be shared by the teacher)
- Acknowledgment
- Introduction and Objective
- Tools Used
- System Design (basic flowchart, database tables)

# Artificial Intelligence



# Artificial Intelligence

**1.1 List important local issues faced by your school or community**

**1.2 Which issues matter to you and why?**

**1.3 Which issue will you focus on?**

**1.4 Write your problem statement in the format below.**

How can we help \_\_\_\_\_ [ a specific user or group of users] find a way to \_\_\_\_\_ [do what] so that they can \_\_\_\_\_ [ do something not done before that can be measured].

**1.5 Rate yourself \_\_\_\_\_**

**Problem Definition**

**1 point - A local problem is described**

**2 points - A local problem which has not been fully solved before is described.**

**3 points - A local problem which has not been fully solved before is explained in detail with supporting research.**

# Physical Education



**“You don’t stop playing because you grow old; you grow old because you stop playing!!!”**

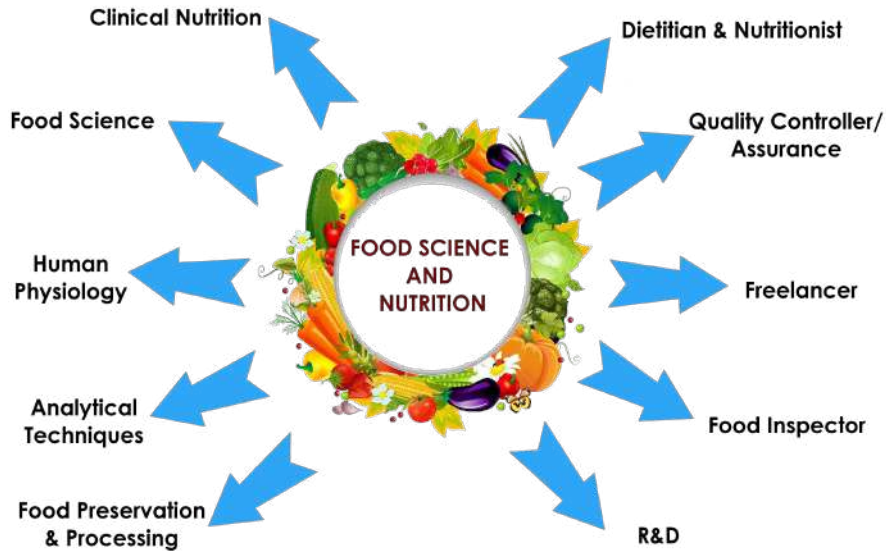
# Physical Education

- **PRACTICAL 1: Fitness Test Administration (SAI Khelo India Test)**

- a) Name of the Test
- b) Objective of the test
- c) Equipments required
- d) Administration of the Test
- e) Scoring of the test
- f) Paste picture of each test

- **PRACTICAL 2: Any two asanas for each Lifestyle diseases (Obesity, Asthma, Diabetes, Hypertension & Back pain)**

- a) Name of the asana
- b) Procedure of the asana
- c) Benefits of the asana (any three)
- d) Contraindications of the asana (any two)
- e) Paste your picture of performing each asana



# Home Science

**“My interest in the sciences started with mathematics in the very beginning, and later with chemistry in early high school and the proverbial home chemistry set.”**

**Rudolph A. Marcus**

# Home Science

1. Do the given practice questions , AR questions and MCQ of taught chapters shared on MS Team.
2. Complete the first four practical experiments in file.
3. Project- Do a market survey on five processed food stuffs with their packaging and label information.




# हिन्दी

1. पठित पाठ्यक्रम को प्रतिदिन कंठस्थ करें तथा लिखकर अभ्यास करें।
2. प्रतिदिन हिंदी समाचार पत्र पढ़ें तथा उपयोगी एवं सामयिक लेखों का संकलन करें।
3. पठित पाठों से संबंधित शब्दकोश कंठस्थ करें।
4. निम्नलिखित विषयों में से किसी एक विषय पर परियोजना कार्य तैयार करें:
  - तुलसी के राम
  - बाज़ार और विज्ञापनों का समाज पर प्रभाव
  - हमारी पहचान : हमारी लोक-कलाएँ
  - भक्तिन वर्तमान नारी और समाज
  - हालावादी काव्यधारा एक पहचान : हरिवंशराय बच्चन
  - महामारी में उत्साहवर्धन करते खेल और लोक-कलाएँ
  - सिंधु सभ्यता का नगर नियोजन और वर्तमान महानगर
  - जल संरक्षण

<https://docs.google.com/document/d/1NS2k2tv99-KfQ72zkm7hq4JEwmVUziAZIFZBAItQrq4/edit?usp=sharing>

[https://ncert.nic.in/flinbook/Sannon\\_ki\\_Udaan\\_Digital\\_Feb\\_2026](https://ncert.nic.in/flinbook/Sannon_ki_Udaan_Digital_Feb_2026) (केवल पढ़ने के लिए)

# Hindustani



“When words leave off, Music begins.”

# Hindustani Vocal

1. Write an essay on the singing style and the contribution to music of:
  - A. One popular and famous dhrupad singer of present era.
  - B. One famous khayal singer of present era.
2. Elaborate all three ragas of your syllabus upto 100 swaras.
3. Write 10-10 Alaps and Tanas in different matras in all three ragas of your syllabus.
4. Go through the performance videos of musicians prescribed in your syllabus and write your views on them.

# PAINTING

## Theory:

This assignment requires you to **prepare handwritten notes** with 5×7 inch photographs on topics such as the Pahadi School of Painting with examples like *Radha and Krishna in the Grove* (Kangra) and *Bansidhar Krishna* (Garhwal), along with brief study notes on Mughal and Deccan miniature paintings and compositions like *Krishna with Gopis* and *Nand, Yashoda and Krishna Going to Vrindavan*.

## Practical:

The practical work includes drawing and painting:-

- Two **object studies**.
- Two **landscapes** focusing on proportion, perspective, and light.
- Two **folk art** compositions (Kalamkari and Madhubani styles).
- One detailed **nature study**.
- One original **mixed-media composition** based on themes like village life or festivals.

All work should be done on half imperial sheets using appropriate materials such as pencil, watercolour, poster colours, and liners, while maintaining neat presentation with labelled sheets, proper borders, and well-organized theory notes.

# Legal Studies



# Legal Studies

A. Read and learn topics taught in classes and read the next three chapters in advance.

B. Prepare a project on 'Understanding case laws'

Methodology: The student is required to select any 3 decided cases related to the curriculum where one must be civil in nature, one criminal and one constitutional in character.

The research on the cases must include the following points:

- Name of the case
- Parties to the case
- Citation to the case
- Bench
- Nature of the case (Civil, Criminal or Constitutional)
- Facts of the case and issues involved
- Decision of the case including Ratio Decidendi and Obiter Dicta

C. Read newspaper daily and make notes of current affairs as discussed in your classes. Major areas of focus: Legal and constitutional affairs, National and international politics, Economy and business, Sci.Tech and Environment, And Awards and Personalities in news. ( **Continue this in your current affair notebooks**)

D. Interview a Legal Professional

Interview a: Lawyer / Advocate / Law student

Ask questions like: What inspired you to enter law?

What is a typical day in court?

Challenges in legal profession

Or any question depending on your curiosity.

Submit: Questionnaire, Responses, Your reflection

E. Filing of FIR (Procedure Study)

Study the process of filing an FIR under: Criminal Procedure Code

Include: Steps involved, Rights of the complainant, Sample FIR format (self-created)

# MARKETING(812)

“Marketing is not the art of finding clever ways to dispose of what you make. It is the art of creating genuine customer value.” —

*Philip Kotler*

# MARKETING(812)

The students are required to make a project on the **development of your product/service** keeping in mind the following:

- ❖ Name of your product ,Develop Brand for your product ,Logo for us your product ,Describe its components Core product ,Associated feature ,Label for your product ,Packaging for your product ,With front Labeling ,With side Labeling ,With back Labeling Levels of Packaging Modes of Transportation, Classify it Consumer + Industries Features , Unique Characteristic, if any In which Stage your product is? Why Marketing Strategy adopted during this stage and why? Importance of Labeling in the current content, and strategy about other P's in 4 P's.

**Note:Project must be handwritten,presented neatly,and include proper page numberings.Incorporate well various pictures as part of Art Integration to enhance presentation and understanding.**

- ❖ **Prepare a PPT showing on highlighting the movement of few (8-10) products through different stages of product life cycle.**

# Psychology

I



# Psychology

## 1. Case Study on Any One Psychological Disorder

Students have to prepare one detailed case study based on any psychological disorder

## 2. Case Studies for Disorders in NCERT + Treatment

Students must:

Identify all psychological disorders mentioned in NCERT (e.g., Anxiety Disorders, Depression, Schizophrenia, OCD, etc.)

Find one case example for each disorder

Write brief treatment methods for each

# Political Science



# POLITICAL SCIENCE

- A. Read, Learn and make notes of the topics covered in classes. Cover further three chapters from both the books and make notes in advance.
- B. Prepare a Project file based on the suggested topics given in your syllabus on page no. 20. Or on any contemporary issue. (as discussed in your classes)
- C. **Map Activity:** On a world map, mark:
  - Cold War blocs
  - Major countries of EU
  - SAARC nations
  - ASEAN nations, in your contemporary world politics notebookAdd a **short description** for each

D. Create a **visual timeline (1945–Present)** including:

- Book 1: Cold War events and Formation of key organizations
- Book 2: Major Indian political developments

(Prepare a powerpoint presentation of it and paste the hard copy of it in your classwork notebooks)

E. Read newspaper daily and make notes of current affairs as discussed in your classes. Major areas of focus: Legal and constitutional affairs, National and international politics, Economy and business, Sci.Tech and Environment, And Awards and Personalities in news. ( **Continue this in your current affair notebooks**)

### F. Interview a Government Official

Theme: *Coalition Politics & Political Changes*

Link with: Coalition Era, Democratic Upsurge and Voting patterns of Indian People.

**Suggested Questions:** What is coalition politics? Why did it emerge in India?

- How did it change governance compared to single-party rule?

-What role do regional parties play today?

-Is coalition politics stable or unstable? Support your answer with suitable examples and case studies.

Any other question based on your curiosity.

Research, Compare and contrast with today's political scenario in India. ( Prepare a separate file for this)

Guidelines for Interview and file preparation:

Students should include: Introduction of the person interviewed

- Reason for choosing them
- Questionnaire (10-12 questions)
- Answers
- Conclusion (What you learned)

Give your research on the topic and the interviewee's answers in about 15-20 pages.

# Phe (502)

**Make a scrap file on 'Your favourite sport' . (Should be handwritten)**

- a) History
- b) Introduction
- c) Rules and regulations
- d) Basic skills
- e) Important terms used in the sport
- f) List any three national and international players (with pictures)
- g) Benefits of playing that sport
- h) Pictures of different equipments used in the sport
- i) Paste your pictures while playing your favourite sport in the summer vacation (Atleast five)
- j) Paste your achievements/certificates in the sport (If any)

NOTE: Make your file neat, creative and attractive.

# Work Ed (500)

Submit a file on any one of the following topics:

1. E Commerce
2. Artificial Intelligence
3. Cyber safety
4. Changes in trend and skills of Jobs in 2026

# General Studies(503)

Make a file on any one of the following topics:

1. Science and society
2. Contemporary problems of Indian society
3. Career pathways
4. Social responsibility
5. Human rights