

# DAV PUBLIC SCHOOL

## SAHIBABAD



### HOLIDAY HOMEWORK

### CLASS III

**NAME** \_\_\_\_\_

**CLASS/SEC** \_\_\_\_\_

*The summer sun, a golden gleam,  
Awakens days, a joyful dream.  
No school bell rings, no lessons call,  
Just time for play and standing tall.  
But amidst the fun, a task awaits,  
Ready to open knowledge's gates.  
Let's learn and play, and make it fun,  
Summer's joy, with work well done.*



Dear Students,

Vacations are not just about rest—they are a perfect time to reconnect with your loved ones and focus on your personal growth.

Set a goal for yourself and make every day count as you move closer to achieving it!

Here are some fun and thoughtful suggestions for you to follow during your holiday:

**1. Balance free play and organized games** – This helps you build sportsmanship and stay active.

**2. Create a fixed study/workspace and a regular routine** – It brings order and discipline to your day.

**3. Read colourful storybooks** – They will enhance your imagination and language skills.

**4. Use the 4 Golden Words** – \*Please, Thank you, Sorry, and Excuse me\*. Good manners never go out of style!

**5. Be a helping hand at home** – Help with small chores like cleaning, watering plants, or setting the table.

**6. Go for morning walks** – Observe your surroundings and discuss what you see. Try yoga, simple stretching exercises, or a little dance every day to stay physically active and refreshed.

**7. Listen to stories from your elders** – Then try retelling them in your own words.

**8. Follow a healthy lifestyle—**

- Drink plenty of water.
- Eat seasonal fruits and vegetables.
- Avoid too much screen time and junk food.
- Sleep on time and wake up early.

**9. Practise speaking English daily** – Use English while talking to your family and friends to boost your fluency.

Let this vacation be a time of joy, creativity, learning, and togetherness!

Have a wonderful and productive holiday!

## **ENGLISH**

**Q1. One is never alone when one is with books. Sitting in your room with your book, you could go off to faraway places, meet all kinds of people, animals, birds, and even fairies. What fun! Reading will teach you many new words. You will write better and speak well. Read books to discover lots of new things!!**



Read at least two story books out of the list of books given below.

- a. Pinocchio
- b. Charlie and the Chocolate Factory
- c. Grandparents' Bag of Stories by Sudha Murty
- d. Thumbelina

Do the following exercises on a separate sheet/sheets-

- i. Draw your favourite character.
- ii. Pick out 10 new words you have come across in your story book.
- iii. Arrange these words in alphabetical order

**Parents, Here is a list of sites you can use to encourage reading.**

<http://www.bookadventure.com>

<http://www.magickeys.com/books>

**Q2. Visit any one of the following places with your family:**

- Zoo
- Any monument
- Children's Park

Write 6-8 sentences on what you saw there and draw a related picture on an A-4 size sheet. You can also click photographs of your visit with your family and stick them alongside to make it more interesting.

**Q3. Tickle your mind and guess who am I ?**

Q: What has to be broken before you can use it?

\_\_\_\_\_

Q: What kind of dog has no tail?

\_\_\_\_\_

Q: What has four fingers and a thumb but isn't alive?

\_\_\_\_\_



#### Q4. Let's have 'Fun with words'

Make as many 3, 4 or 5 letter words as you can from one word.

Place these words neatly on a cut out and hang them under the beautiful coloured and decorated cut out of the main word.

Choose any one word from the list below.

##### WORDS

- |                  |                |
|------------------|----------------|
| 1. BUTTERFLY     | 7. FESTIVALS   |
| 2. SMARTPHONE    | 8. SUNFLOWER   |
| 3. NATURE        | 9. COMPUTER    |
| 4. COMMUNICATION | 10. EDUCATION  |
| 5. TRANSPORT     | 11. ROBOT      |
| 6. ENVIRONMENT   | 12. CINDERELLA |

Q5

### Noun Word Search

Circle the noun in each sentence and then highlight it in the word search.

- |                            |                           |
|----------------------------|---------------------------|
| 1. The dog is dirty.       | 6. She ate a red apple.   |
| 2. The balloon flies high. | 7. The shirt is red.      |
| 3. My plate is broken.     | 8. The car is on.         |
| 4. The carpet is soft.     | 9. My blue hat is ripped. |
| 5. The brown door is open. | 10. The pie is too hot.   |



d	o	g	n	s	b	g	p
o	e	s	r	h	a	t	l
o	v	q	d	i	o	j	a
r	s	c	a	r	p	e	t
n	k	j	p	t	i	r	e
e	c	z	p	h	e	d	y
b	a	l	l	o	o	n	q
h	r	b	e	t	z	c	a

## हिन्दी

बच्चों, अब आप सभी इस ग्रीष्म अवकाश में प्रतिदिन योग करें और (योगा दिवस 26 जून) योगासन के महत्व को पहचानते हुए एक 30 सेकंड की विडियो बनाकर कक्षा अध्यापिका को भेजें।

प्र1: कोई दो शिक्षाप्रद कहानियाँ (पंचतंत्र, जातक कथाएँ, अकबर बीरबल आदि पढ़िए) और उनसे मिलने वाली शिक्षा सुंदर शब्दों में लिखिए।



प्र2: संवाद लेखन (Dialogue Writing) दो पात्रों (एक बच्चा और एक पेड़) के बीच संवाद लिखें। विषय: “अगर पेड़ बोल पाते...”



बच्चा -----

पेड़ -----

बच्चा -----

पेड़ -----

बच्चा -----

पेड़ -----

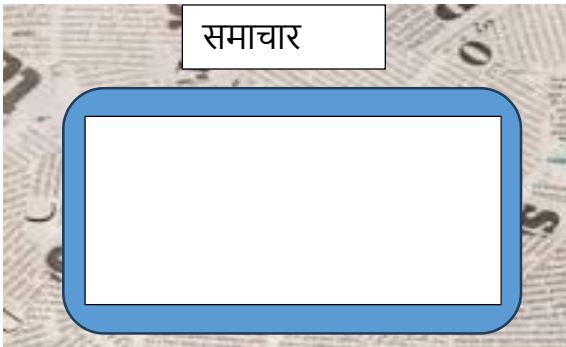
बच्चा -----

पेड़ -----



प्र3: छुट्टियों में आइसक्रीम पार्टी पर मित्रों को आमंत्रित करने के लिए एक सुन्दर निमंत्रण पत्र बनाएँ। (अलग से अ 4 साइज़ शीट को कार्ड के रूप में बनाएँ)

**प्र4: हिन्दी के समाचार पत्र और पत्रिकाएँ पढ़ो और किन्हीं दो के नाम लिखो।**



**प्र5: शब्दकोश बनाना (Mini Hindi Dictionary)**

अक्षर 'क' से 'ह' तक रोज़ इस्तेमाल होने वाले मात्रा के अनुसार शब्दों का शब्दकोश बनाएँ।

ा की मात्रा	क	ख	ग	घ	
ु की मात्रा	च	छ	ज	झ	
ू की मात्रा	ट	ठ	ड	ढ	
े की मात्रा	त	थ	द	ध	न
ै की मात्रा	प	फ	ब	भ	म
ि की मात्रा	य	र	ल	व	
ी की मात्रा	श	ष	स	ह	

**प्र6: हिन्दी परियोजना कार्य**

विषय – मुहावरों का झरोखा

सहायक सामग्री – अ 4 –साइज़ की शीट, छोटे कट आउट , फेविकोल , कैंची , रंगीन पेन

कार्य प्रणाली – छात्र एक मुहावरों का झरोखा तैयार करेंगे जिसमें छात्र अ 4 –साइज़ की शीट लेंगे ।

पर्ची पर मुहावरे लिख कर अंदर उनके अर्थ लिखेंगे । गतिविधि को सुंदर हस्तलेख से शीर्षक लिखकर सजाएँ।



## MATHS

### Q1. Family Handprint activity –

Trace hand of your family members with pencil on different coloured sheets and label them as father, mother ,brother etc. Write their birth year on these cut outs and arrange these cut outs in descending order . After arranging paste these cut outs on A4 size sheet and also add the birth year of all the family members.

( Total of birth years =)



### Q2. Write the sum of the numbers in the circles given below –

325	+	106	+	244	=	<input type="text"/>
+		+		+		
522	+	2,404	+	113	=	<input type="text"/>
+		+		+		
854	+	911	+	1000	=	<input type="text"/>
=		=		=		
<input type="text"/>		<input type="text"/>		<input type="text"/>		

### Q3. Create Your Own Number:

Make a 4-digit number that:

- Has a 7 in the hundreds place.
- Has the digits adding up to 15.
- Starts with 4.
- Draw an abacus and represent your 4-digit number in the space given above.



**Q4. Given below is the quote on values. Solve the questions and find the hidden quote.**

**DECODING VALUES.....!!!!\***

$$9 \times 5 = \underline{\hspace{1cm}} \text{ E}$$

$$5000 - 500 = \underline{\hspace{1cm}} \text{ S}$$

$$9 + 1 + 8 + 2 = \underline{\hspace{1cm}} \text{ Y}$$

$$\text{*PLACE VALUE OF 2 IN 4285*} = \underline{\hspace{1cm}} \text{ T}$$

$$8 \times 4 - 7 \times 2 = \underline{\hspace{1cm}} \text{ O}$$

$$25 \times 0 = \underline{\hspace{1cm}} \text{ H}$$

$$\text{*PLACE VALUE OF 7 IN 5527*} = \underline{\hspace{1cm}} \text{ I}$$

$$18 \text{ MORE THAN } 22 = \underline{\hspace{1cm}} \text{ N}$$

$$743 + 1 = \underline{\hspace{1cm}} \text{ B}$$

$$9892 - 9841 = \underline{\hspace{1cm}} \text{ C}$$

$$17 \text{ LESS THAN } 52 = \underline{\hspace{1cm}} \text{ P}$$

$$8 \times 4 = \underline{\hspace{1cm}} \text{ L}$$

<u>      </u>	<u>      </u>	<u>      </u>	<u>      </u>	<u>      </u>	<u>      </u>	<u>      </u>	<u>      </u>	<u>      </u>
0	18	40	45	4500	200	20	7	4500

<u>      </u>	<u>      </u>	<u>      </u>	<u>      </u>	<u>      </u>	<u>      </u>	<u>      </u>
200	0	45	744	45	4500	200

<u>      </u>	<u>      </u>	<u>      </u>	<u>      </u>	<u>      </u>	<u>      </u>
35	18	32	7	51	20

## SOCIAL SCIENCE

### Q1. Survey Activity: "Who Is Your ideal Person?"

 Ask 5 people the following question: "Who is your ideal Person and why?"

 Record their answers in the table below:

Person Name	Age	Their Hero	Reason (Why?)

### Q2. Write the dates of important days :

- 1) World Health Day \_\_\_\_\_
- 2) Earth day \_\_\_\_\_
- 3) World Asthma Day \_\_\_\_\_
- 4) World Environment Day \_\_\_\_\_
- 5) International Yoga Day \_\_\_\_\_

### Q3. "Explore Fabrics, Create with Style!"

Collect and paste small samples of at least 5 different types of fabric  
(such as cotton, silk, wool, nylon, etc.) in your Social science Scrap file.  
(use only 2 sheets)

- **Label** each fabric clearly.
- **Write one use** of each fabric.
- **Decorate your sheet creatively** – make it colourful and neat!


#### Q4.Solve the Crossword:-

##### DOWN

1. Staple diet of South India
2. Our Father's Parents are our
4. A tea of Kashmir
5. Twins who look exactly alike
8. Largest producer of Spices (Country)
9. A family where many members live together in the same house.
12. Other name of Safa/pagdi

##### ACROSS

3. Worn by women of India
6. Dosa-Sambhar is a famous dish of which state
7. A family Name
10. A food which is healthier and easy to digest
11. People of Rajasthan make a variety of -
13. A famous Sweet Dish of west Bengal



#### Q5. Let's Find out!

INDIA- THE HOME OF SPICES: Spices are integral part of our food. Spices contribute rich flavour to food without adding any calories, fat, sugar or salt. Spices also add flavours to dishes.

Create a beautiful, creative and informative about five popular spices of your choice. Follow the steps mentioned below to complete your project:

- **Name of the spices-**
- **The states in which grown-**
- **Health benefits-**
- **How to use it-**
- **Locate the states in which they are found on the political map of India.**

**NOTE:** Students will do this in A4 size coloured sheet . Make the sheet in creative way.

**Q1**

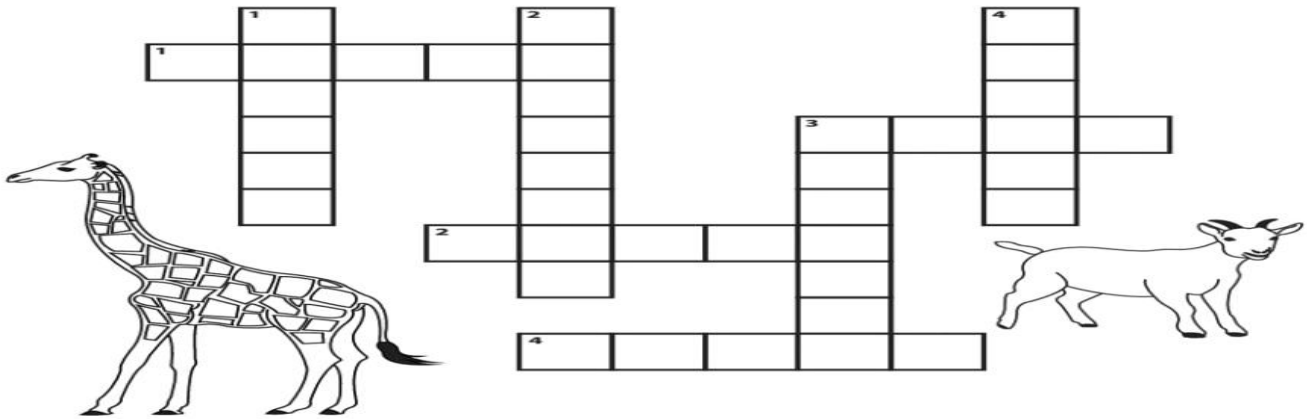
## Animals with Hooves Crossword Puzzle

**Across:**

1. A cowboy's ride
2. Black and white cousin of clue number 1 across
3. Billy \_\_\_\_\_
4. One humps or two?

**Down:**

1. Pinocchio was turned into one
2. Santa's sleigh puller
3. Long necked mammal
4. Antelope with a car named after it



**Q.2 . Sense organ are very important organs of our body ,How you will take care of them write one sentence of each.**




---



---



---




---



---



---



---




---



---



---




---



---



---



---

### Q.3. Habitat

Places where animals live are their habitats, Animals live in many places all over the world. Some animals live in water, and others live on land.

**Q.A. Circle all the water habitats that some animals can live in.**

Desert    ocean    pond    tree    lake    river

**Q.B. Circle the places that are land habitats.**

Forest    underground    puddle    tree    cave    ocean

**Q.C. Look at these animals. Write the word water under the animals that live in water.**

**Write the word land under the animals that live on land.**



Sea Horse



Sea Turtle



Dog



Butterfly



Gold Fish



horse

**Q.4 As a botanist, prepare one herbarium Sheet in science scrap file of any plant of lesson- 2 , paste small a sapling of it and write down information like...**

1. Name of the plant    2. Classification of plant    3. Scientific name of the plant
4. Place    5. Date of collection.

**Q5.Browse internet and prepare a collage according to your roll no.**

**on A / 3 size sheet and**

Roll no 1 to 15 -    save environment with slogan

Roll no 16 to 30 -    Air pollution with slogan

Roll no 31 to last no - water pollution with slogan



## **Current Affairs Adventure!**

### **Q1. Let's become Junior Journalists and explore the world!**

1. Who Am I? (Riddle Style)

Guess the name of the mission or person from the clues.

a) I am India's Sun mission. I travel to study the star that lights up our sky. Who am I?

\_\_\_\_\_

b) I am the city of lights . In 2024, the world came here for the Olympics.

\_\_\_\_\_

### **Q2. Find and Write**

1. Who wrote the Indian national anthem? \_ \_\_\_\_\_
2. Who is the current Prime Minister of India? \_\_\_\_\_
3. Who invented the telephone? \_\_\_\_\_
4. Which is the smallest bird in the world? \_\_\_\_\_
5. What do we call animals that eat both plants and meat? \_\_\_\_\_
6. Who is known as the "Missile Man of India"? \_\_\_\_\_
7. Which planet is called the "Morning Star"? \_\_\_\_\_
8. What do bees collect from flowers? \_\_\_\_\_
9. How many bones are in the human body? \_\_\_\_\_
10. What is the fastest land animal? \_\_\_\_\_
11. Circle the odd one out - Tiger, Lion, Elephant, Leopard
12. Who is the current President of India? \_\_\_\_\_
13. What gas do plants take in during photosynthesis? \_\_\_\_\_
14. Which planet is known as the "Blue Planet"? \_\_\_\_\_
- 15.. Who is the author of the Harry Potter books? \_\_\_\_\_

**Art Work**---Complete Step by step book pg 6 to 25