



**D.A.V PUBLIC SCHOOL
SAHIBABAD**


LEARN WITH JOY

THIS SUMMER

SESSION - 2026-27

CLASS II

*Every sunny day is a chance
to play and explore!*



Dear Parents,

Summer is finally here—a season filled with sunshine, smiles, and special moments! These holidays are not just a break from routine, but a wonderful opportunity to bond, explore, and grow together as a family. Let's make this time truly memorable for our children by creating a happy and enriching environment at home. With a little care and creativity, we can turn everyday moments into meaningful learning experiences.

Here are some simple and joyful ways to make the most of this vacation:

- **Connect & Communicate** - Spend meaningful time talking with your child every day and encourage open conversations. Try to involve them in conversations with elders like grandparents. Give special importance to speaking in English at home—simple daily conversations in English can help your child become more confident and comfortable with the language. Gradually, this will improve their fluency and communication skills.
- **Explore Through Books** - Develop a daily reading habit by setting aside a fixed time for story books (like *The Very Hungry Caterpillar*, *The Blue Umbrella* etc). Encourage your child to read aloud and understand the story, which will help in improving pronunciation and vocabulary. After reading, ask simple questions or let them narrate the story in their own words, preferably in English. This practice strengthens comprehension, speaking skills, and builds a love for reading.
- **Learn Life Skills** - Involve your child in small daily responsibilities to build independence. Encourage habits like watering plants, keeping food and water for birds, arranging their toys and books, and helping in simple household tasks. These small efforts help children become responsible, confident, and aware of their surroundings.
- **Build Values** - Values are best learned through daily actions. Teach your child to be kind, honest, and respectful by setting examples at home. Encourage the use of polite words like “please,” “thank you,” and “sorry” in daily conversations. Help them understand the importance of helping others, respecting elders, and showing gratitude.





- **Play & Bond** - Spend quality time playing together as a family to strengthen emotional bonding. Engage in indoor games. Along with indoor activities, encourage children to play outdoor games regularly. You can also encourage them to join hobby classes or sports coaching based on their interests.
- **Get Creative** - Encourage your child to explore creativity through drawing, coloring, craft etc. Such activities enhance imagination, focus, and self-expression, making learning enjoyable. You can also motivate them to create something innovative on special occasions like Father's Day or Environment Day.
- **Stay Active & Healthy** - Ensure your child remains physically active every day through activities like yoga, stretching, dancing. Encourage them to play daily and spend time outdoors. You can also include activities like nature walks, which help children stay active and connected to their surroundings.

पुरुषोत्तम मास

पुरुषोत्तम मास एक पवित्र और विशेष महीना होता है |
इस वर्ष यह मास **17 मई** से **15 जून** तक रहेगा | इस महीने में दया, प्रेम तथा
करुणा का पालन करते हैं।
यह महीना हमें अच्छे संस्कार और अच्छी आदतें सिखाता है, जैसे

- * रोज़ सुबह जल्दी उठना
- * माता-पिता और बड़ों का सम्मान करना
- * जरूरतमंद लोगों की मदद करना
- * पक्षियों और जानवरों को भोजन और पानी देना आदि
- * अगर हो सके तो इन छुट्टियों में घर के पास, पार्क में वृक्षारोपण करना

While fun is important, maintaining a balance between play and learning will help your child grow in the best way. **Holiday Homework Guidelines:**

- Create a simple daily timetable and follow it regularly.
- Let your child complete their work independently with your gentle guidance.
- Capture and cherish happy learning moments during activities.
- The assignments are thoughtfully designed to promote creativity, learning, and quality family time.

Wishing you a fun-filled and meaningful vacation!





SUMMER

HOLIDAY

HOMEWORK

GRADE 2

Name: _____

Class: _____

Roll No.: _____



English

Q1. Story: The Magic Toy Kingdom

(Complete the story with is, am, are, has or have)



I am Riya. Today I _____ in a magic toy kingdom!

There is a big castle. It is pink and shiny.

There _____ many toys around. Dolls, cars, and robots _____ everywhere!

The doll _____ a crown.

The robot _____ bright eyes.

The teddy bears _____ soft fur.

"I _____ magic too!" says a fairy.

"We _____ friends," say the toys.

I _____ so much fun here.

We _____ happy and it _____ a wonderful day!



Q2 Make new words from big words:

a) birthday _ _ _ _ _

b) school -- _ _ _ _ _

c) teacher- _ _ _ _ _

d) rainbow- _ _ _ _ _

e) playground _ _ _ _ _

Q3-Begin the next word with the last letter of previous word. (Word Train)




_____ , _____ , _____ , _____

Q4 WORD CHOP: The table below contains words that have been chopped in half. Find the pieces that fit together and write them in the answer area below:

parr	fri	ful	ver	rm
help	ot	cle	ends	comfor
af	table	sto	raid	☺

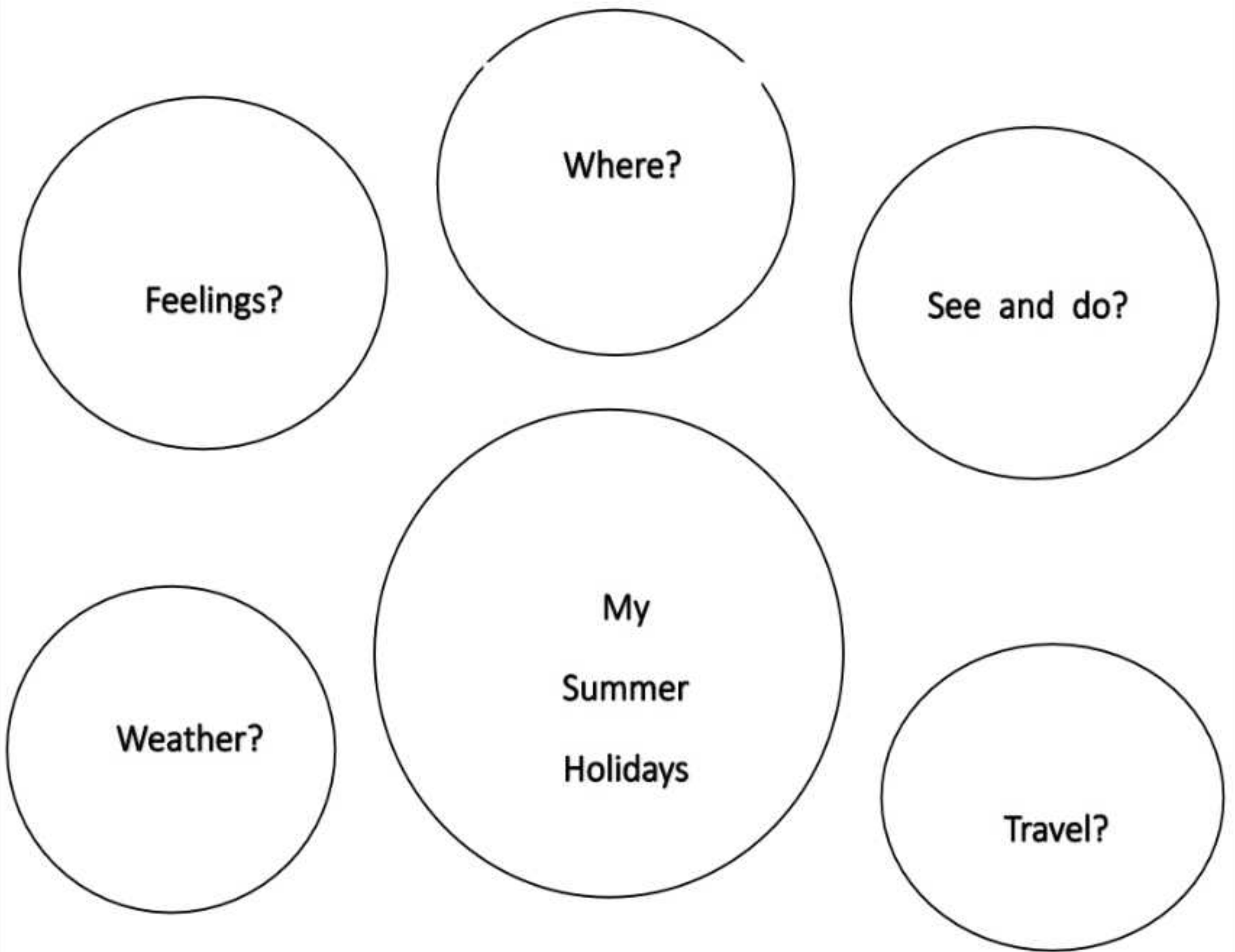
5. _____ 2. _____ 3. _____
 4. _____ 5. _____ 6. _____
 7. _____

Q5. Look at the two flower pots below. Each pot has some words. Pick one word from each pot that rhymes (sounds the same at the end) and write them as pairs.



Rhyming Pairs

Q6. Using the given mind map, write 5-6 sentences about your summer holidays. Describe your travel, weather, feelings activities etc....



Q7. Reading comprehension

Read the passage. Pick correct word from the box and fill up the blanks

Riding My Bike



On Saturday, I take my _____ out of the park. The weather is _____ and the _____ is blue. I ride my bike on the _____ with my friends. We stopped near the _____ to drink some water. My father tells me to always wear a _____ for safety. After playing, we eat _____ together. Riding my bike makes me very _____.

road

tree

happy

sandwiches

bike

helmet

sunny

sky

Q8. Make the correct sentences by arranging the words in correct order. Use capital letters and full stop in the sentences.

1. cat / the / sleeping / is

2. run/I/fast / can

3. book/I/a / reading / am

4. are / playing / we / outside

5. he/ ball/ kicks / the

6. my / sister / is / singing

7. go/to/ we / school

8. you / how / are

Q9 Read a lot of books in your summer vacation. Choose your favourite amongst them and answer the following.

a) Name of the book _____

b) Name of the author _____

c) I liked the book because _____

d) The story is about _____

e) My favourite character/ characters of the story _____

f) Draw your favourite scene or character from the story in A-4 size sheet.

हिंदी

प्रश्न-1 ग्रीष्म ऋतु पर एक कविता याद करें और छोट्टियों के पश्चात उसे कक्षा में सुनाएँ।

प्रश्न-2 ग्रीष्मावकाश में आप अपने माता-पिता के साथ किसी भी स्मारक पर घूमने जाएँ। वहाँ जाकर उससे आपने क्या सीखा और कौन सी वस्तु आपको अच्छी लगी, उनकी सूची बनाएँ।

_____	_____	_____
_____	_____	_____
_____	_____	_____

प्रश्न 3 नीचे दिए गए शब्दों के वचन बदलिए।

बिजली - _____	गली - _____
तितली - _____	रेलगाड़ी - _____
लड़की - _____	कुर्सी - _____


प्रश्न 4 नीचे दिए गए शब्दों के लिंग बदलिए।


चाचा - _____	चूहा - _____
माली - _____	हिरण - _____
लड़की - _____	शेर - _____

प्रश्न-5 चित्रों की सहायता से कहानी पूरी कीजिए ।



एक  और एक  बहुत अच्छे

मित्र थे। एक बार दोनों को बहुत तेज़ भूख लगी। उन्होंने देखा कि

एक  पर बहुत से आम लगे थे। यह देख कर वे

दोनों बहुत खुश हुए। वह आम खाने ही वाले थे कि उन्हें एक 


..... की दहाड़ सुनाई दी। दोनों बुरी तरह घबरा गए। अचानक

 को अपने दोस्त  की

याद आई। वह ज़ोर-ज़ोर से उसे पुकारने लगा। वह अपने साथ

.....,  , और  

को भी ले आया। इतने जानवरों को एक साथ देखकर

 बुरी तरह डर गया और वहाँ से भाग गया।


सारे जानवरों ने मिलकर मीठे- मीठे आम खाए।


प्रश्न-6 नीचे दी गई वर्ग पहेली में से 12 जानवरों के नाम ढूंढ कर लिखिए ।

	1	2	3	4	5	6	7	8
1	हा	भे	डि	या	ख	र	गो	श
2	थी	बा	घ	गैं	नी	ल	गा	य
3	शे	र	पां	डा	भा	क	सा	तें
4	हि	ह	ची	ता	लू	ड	ही	दु
5	र	सिं	सि	लो	जे	ब	रा	आ
6	ण	गा	या	म	साँ	र	ने	चिं
7	बं	द	र	डी	प	घा	व	पां
8	जि	रा	फ	कं	गा	रु	ला	जी

प्रश्न- 7

एक विलोम मछली का निर्माण कीजिए और उसे खाली जगह पर चिपकाएं।



 निर्देश: कहानी पढ़ें और सवालों के जवाब दीजिये।



एक दिन सोनू ने जंगल में एक घायल हिरन देखा। उसने हिरन को पानी दिया और उसके पैर पर पट्टी बाँधी। थोड़ी देर बाद हिरन खड़ा हो गया और धीरे-धीरे चलने लगा। सोनू बहुत खुश हुआ।

- सोनू ने किसे देखा? _____
- हिरन कैसा था? _____
- सोनू ने हिरन की कैसे मदद की? _____
- हिरन बाद में क्या करने लगा? _____
- कहानी का संदेश लिखो। _____




मीरा स्कूल से लौट रही थी। रास्ते में उसे एक बूढ़ी दादी मिली जो भारी टोकरी उठाए हुए थीं। मीरा ने तुरंत उनकी मदद की और उन्हें उनके घर तक छोड़ आई। दादी ने उसको आशीर्वाद दिया।

- मीरा कहाँ से लौट रही थी? _____
- उसने किसकी मदद की? _____
- दादी के पास क्या था? _____
- मीरा ने क्या किया? _____
- दादी ने क्या दिया? _____

EVS

Q1. Write any one function of the given body parts:

- 🌻 Eyes: _____
- 🌸 Nose: _____
- 🌻 Ears: _____
- 🌸 Fingers: _____
- 🌸 Mouth: _____
- 🌻 Hands: _____
- 🌸 Legs: _____



Q2. Meet my friends. Answer their questions:



(A) I am Soni. I am eating. Which body part/parts am I using?

(B) I am Arpita. I am skipping. Which body part/parts am I using?




(C) I am Sita. I am writing. Which body part/parts am I using?

(D) I am Rohan. I am playing football. Which body part/parts am I using?




Q3. As you are aware with healthy and unhealthy food, so put the food items in the correct column:



FOOD DETECTIVE


CAN YOU CRACK THE HEALTHY CODE?



SORT THE FOODS
BASED ON HOW
THEY AFFECT
OUR BODY!


STEP 1

Read the food list carefully.




STEP 2

Think - Is it natural & body-building — OR processed & sugary/fatty?
















STEP 3

Place each item in the correct zone.




» **FOOD LIST** «

 Egg	 Burger	 Rice	 Fish	 Cake	 Candies
 Fruit	 Milk	 Juice	 Chicken	 Pizza	 Soft Drink





HEALTH BOOSTERS

(Give energy, help growth, keep you strong 🍌)



- ① _____
- ② _____
- ③ _____
- ④ _____
- ⑤ _____
- ⑥ _____






HEALTH BUSTERS



(Too much sugar, fat, or processing ☹️)

- ① _____
- ② _____
- ③ _____
- ④ _____
- ⑤ _____
- ⑥ _____



★ BONUS CHALLENGE! ★



Circle the food items that can be BOTH healthy & unhealthy depending on preparation!

💡 DID YOU KNOW?

Eating the right food in the right amount keeps our body and mind happy and healthy! ❤️

Q4. Write yes or No in the box if the pictures show care and concern for our planet Earth:



Q5. Write three good habits, which we should follow while eating food:

Q6. Write the names of following places in your neighbourhood:

Bank. _____ School. _____
Hospital _____ Mall _____

Q7. Plant any one plant having medicinal value like Neem, tulsi, aloe vera, mint etc. Click its photo, get its printout and paste it in your EVS notebook and write three lines about it.

Q8. Do project work according to your roll number

1 Roll no 1 to 15 All Secrets Out! - Scrapbook (Personal Hygiene)

Cover of scrap book : Your Name – All Secrets Out!

Page 1: Brushing

- * I brush _____ times a day
- * Toothbrush color: _____
- * Toothpaste: _ * (Paste picture)

Page 2: Nails

- * I trim my nails every _____
- * I keep them clean and short: Yes/No * (Paste picture)

Page 3: Diet

- * Meals per day: _____
- * Healthy diet: Yes/No
- * Favorite fruits: _ * (Paste picture)

Page 4: Exercise

- * Daily exercise: _____
- * Favorite outdoor games: _ * (Paste picture)

Roll no 16 to 30

Good Earth and bad Earth

Paste pictures of things that make the Earth good and pictures that make the Earth bad on A3 sheet



Roll no 31 to 45

Water is precious, Save every drop of water .

Create a pictorial depiction on ways to conserve water .

Make colorful 4 flash cards of 6'' by 6'' by pasting or colouring showing your creativity.



Maths

Q.1 If you have ten counters numbered 1 to 10, how many can you put into pairs that adds to 10?



$1 + 9 = 10$	
$2 + 8 = 10$	

Q.2. Count the number of things at your home- windows, chairs, spoons, fans and glasses. Write in numerals and their number names.

Things	Number of things in numerals	Number Names
windows		
chairs		
spoons		
fans		
glasses		

Q.3. Write the number and number names of the following:

7 tens and 3 ones = _____ = _____

6 tens and 6 ones = _____ = _____

2 hundreds 2 tens and 8 ones = _____ = _____

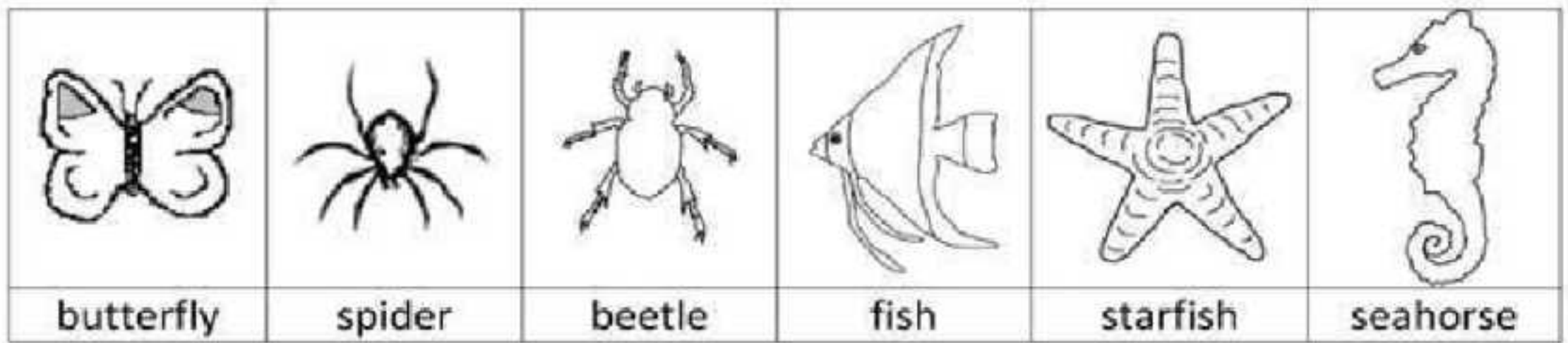
4 hundreds 1 tens and 5 ones = _____ = _____

Q.4. Look at the frogs position and fill in the blanks.



- a) The frog at the 4th position holds number _____ .
b) Frog with number 12 is at _____ position.
c) What is the position of the frog with number 99 ? _____

Q.5. Ordinal Numbers:



If butterfly is at 1st position then,

- a) Which one is at 4th position? _____
b) Which place is the starfish in? _____
c) Which place is the spider in? _____
d) Which one is at 3rd position? _____
e) Colour the pictures as per the given colour.

1st – yellow	3rd – red	5th – orange
2nd – black	4th – blue	6th – brown

Q.6 Choose numbers from 0-9 to make five 3 digit numbers. Write them in the boxes provided.

H	T	O

H	T	O

H	T	O

H	T	O

H	T	O

Q.7. Write the following numbers.

Largest 2-digit number - _____

Smallest 2-digit number - _____

Largest 3-digit number - _____

Smallest 3-digit number - _____

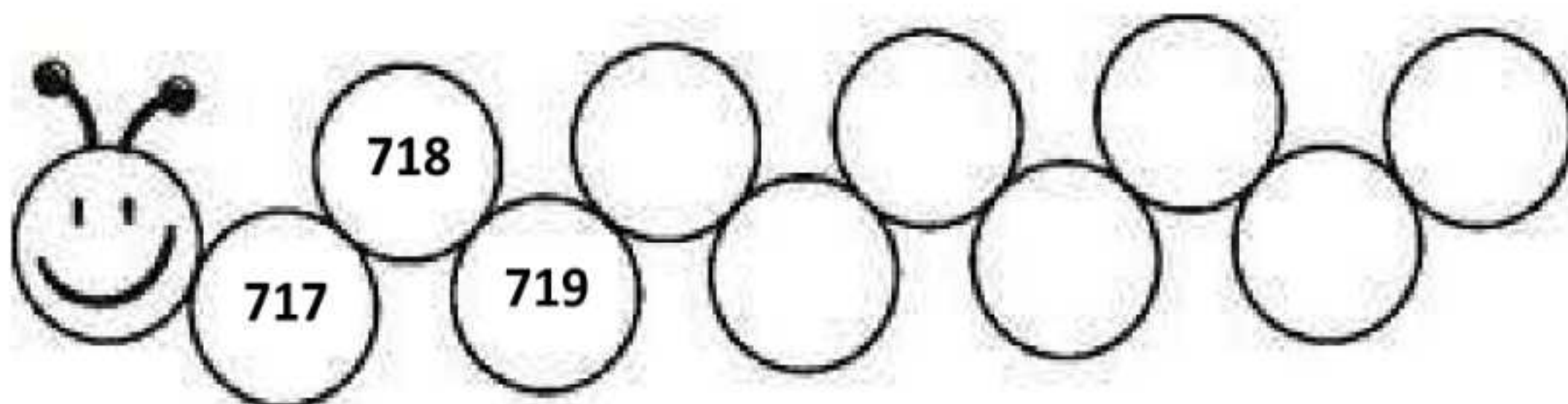
Q.8. Write the missing numbers.

198 , 199 , _____ , 201 , _____ , _____


507 , _____ , 509 , _____ , 511 , _____

616 , _____ , _____ , 619 , _____

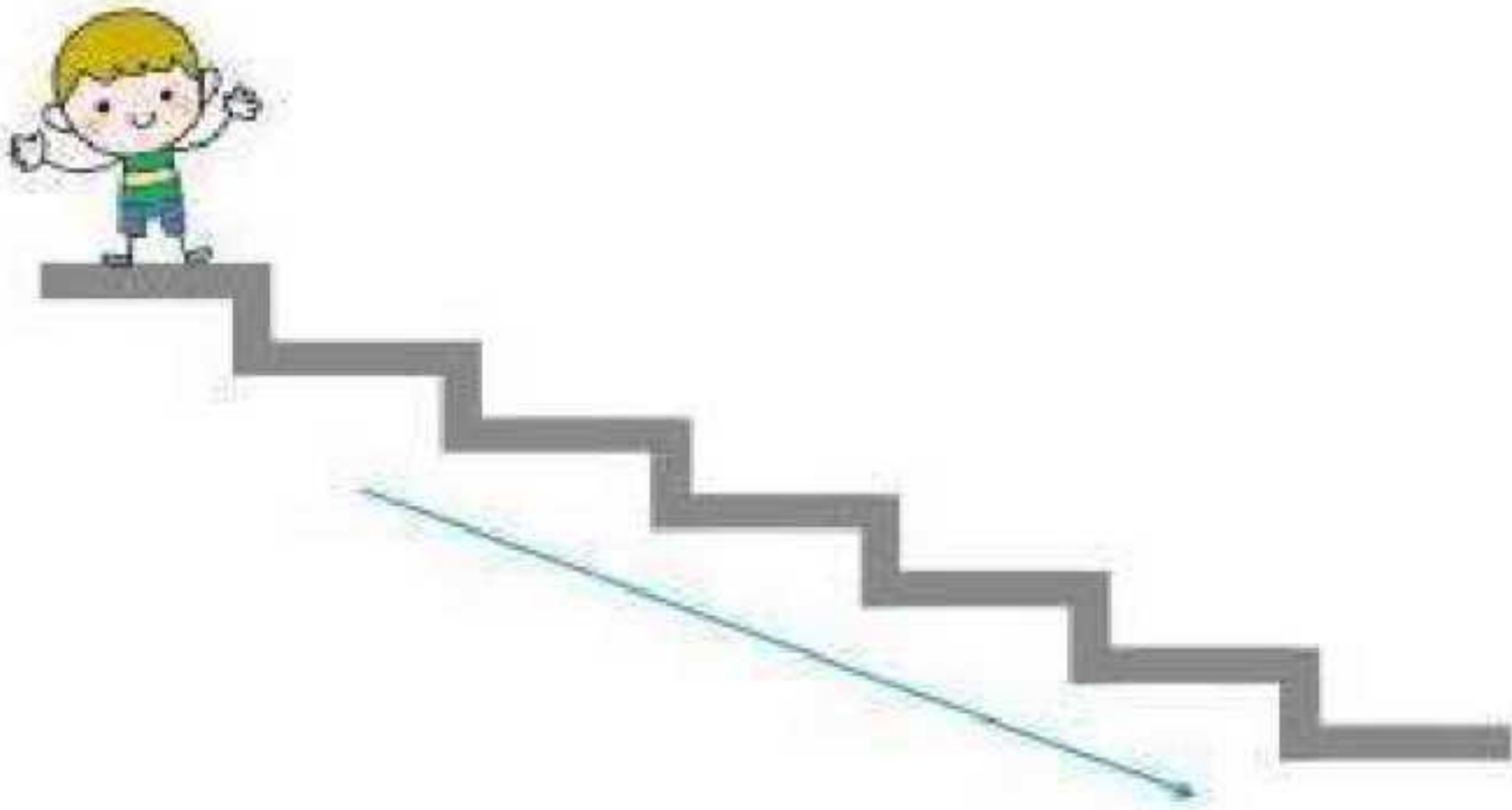
Q.9 Complete the number chain.



Q.10 Arrange 711, 106, 809, 407, 261 and 596 in ascending order.



Q.11 Arrange 806, 326, 300, 531, 461 and 702 in descending order.



Q.12 Colour the picture.

