



D A V PUBLIC SCHOOL SAHIBABAD

**FUN LEARNING TASKS FOR
SUMMER**

SESSION: 2025-26

CLASS – II

**Summer, Summer almost here,
Let's give Summer, A big fat cheer!
Of this fact I am surely clear,
Summer is the best time of the year.**

Dear Parents,

Summer Holidays are a great time to learn new things and also a time for the children to enjoy and relax. It's a time to have fun, create and invent. These days are precious and valuable and can be made most of if judiciously used. This is the time for the children to explore their myriad interest and indulge in various activities which would lead to their all-round development. It's time to nurture young minds, inculcate moral values and narrate family anecdotes to keep them in touch with their roots. Few tips to make the vacation a fruitful time for your child.


- Follow a daily routine or any other form of activity.
- Encourage them to be independent.
- Converse with your child preferably in English to help him /her get comfortable with the language.
- Do the activities himself / herself and appoint a specific time to do homework every day.
- Make sure that you are spending quality time with your child and cultivate reading habits.







**A summer full of stories, giggles
and growing!!!!**


Our shining stars!!!



**There is your Weekly Activities
schedule for the summer holidays.
Take a printout and paste it near
your study table or on your
wardrobe where you can see it
every day.**



















**Follow the activities planned for
each day with excitement and joy!
While doing these fun tasks, don't
forget to capture the moments—
click pictures, record short videos,
and create special memories.
You can share your happy moments
with your teachers, friends, and
grandparents. They'll love to see
your creativity and cheerful smile!**

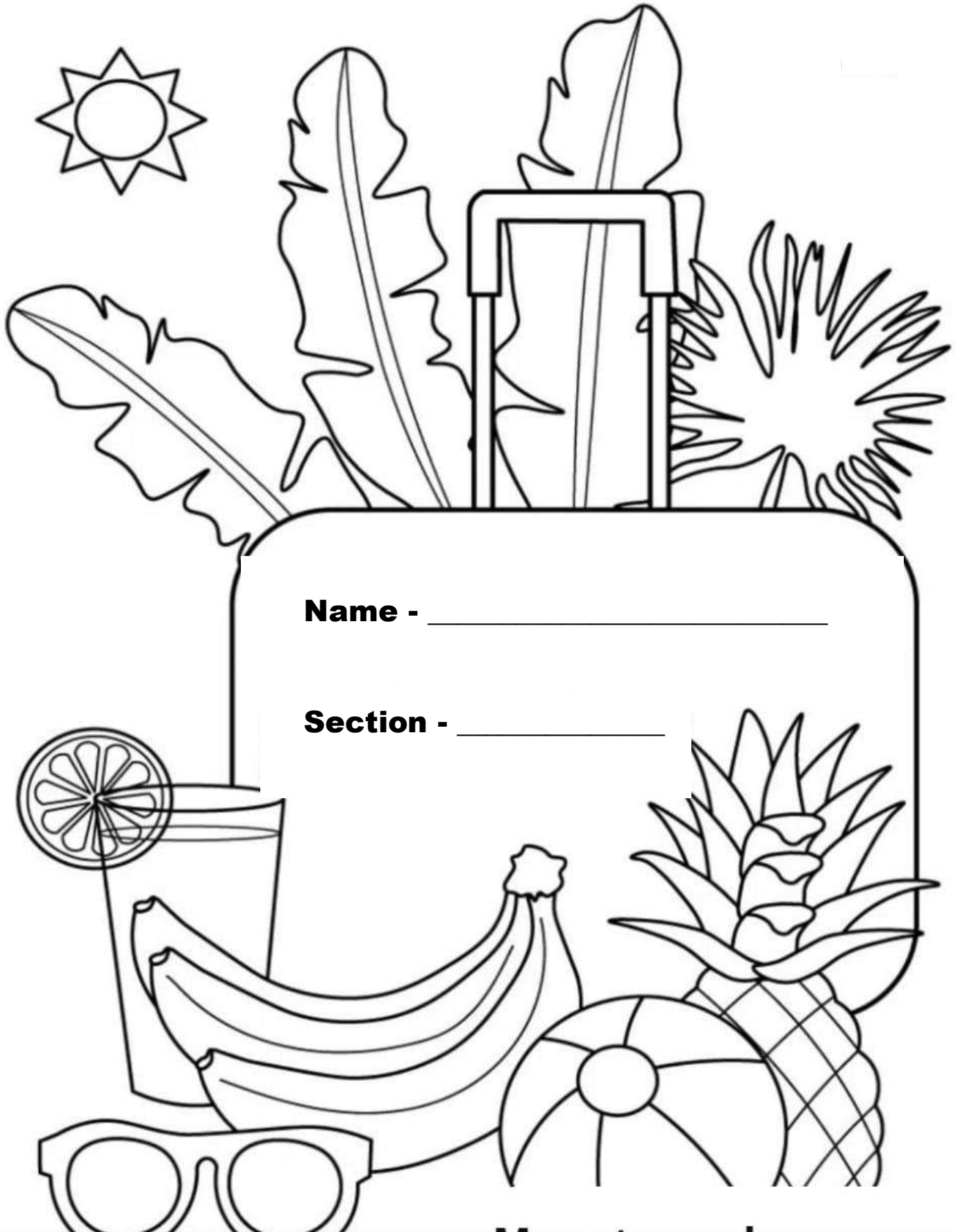


**Let's make this summer full of
learning, laughter, and lovely
memories**

WEEKLY SCHEDULE

Monday	Meditation & Simple Exercises 	Read Story Book comic. 	Make a Bookmark 	Learn a Fun Fact & share with family	Help wash vegetables and fruits 
Tuesday	Nature Walk & Yoga 	Water plants and learn their names 	Play card games like Uno or number matching. 	Build a castle or hut using blocks and cushions. 	Help to clean up toys. 
Wednesday	Morning Walk and Cycling 	Memorize short prayers and poem	Record your reading and singing	Make a mini book with your own story	Sort clothes and fold the laundry.
Thursday	Practice Skipping and Hula Hooping 	Practice addition and subtraction with toys or snacks.	Learn a new word with its meaning.	Drawing and colouring of your choice.	Help set the dining table.
Friday	Indoor bowling using plastic bottles and ball	Learn to tell the time using a real clock. 	Board games and puzzles 	Explore a new shape or colour every day in your surroundings.	Help in dusting or cleaning of the furniture.
Saturday	Stretching, Yoga 	Dance on your favourite song. 	Combing hair and choosing appropriate clothes.	Craft with recycled material and decorate that in your room.	Go for outing with family (Picnic, trip)
Sunday	Go to park and play with friends	Feed and give water to birds. In a small bowl.	Practice tying your shoelaces button up your shirt. 	Call your grandparents and cousin for share a day	Make a lemonade or cold coffee for your family.

DAV PUBLIC SCHOOL SAHIBABAD
SUMMER HOLIDAY HOMEWORK
CLASS - II
SESSION 2025-26



Name - _____

Section - _____

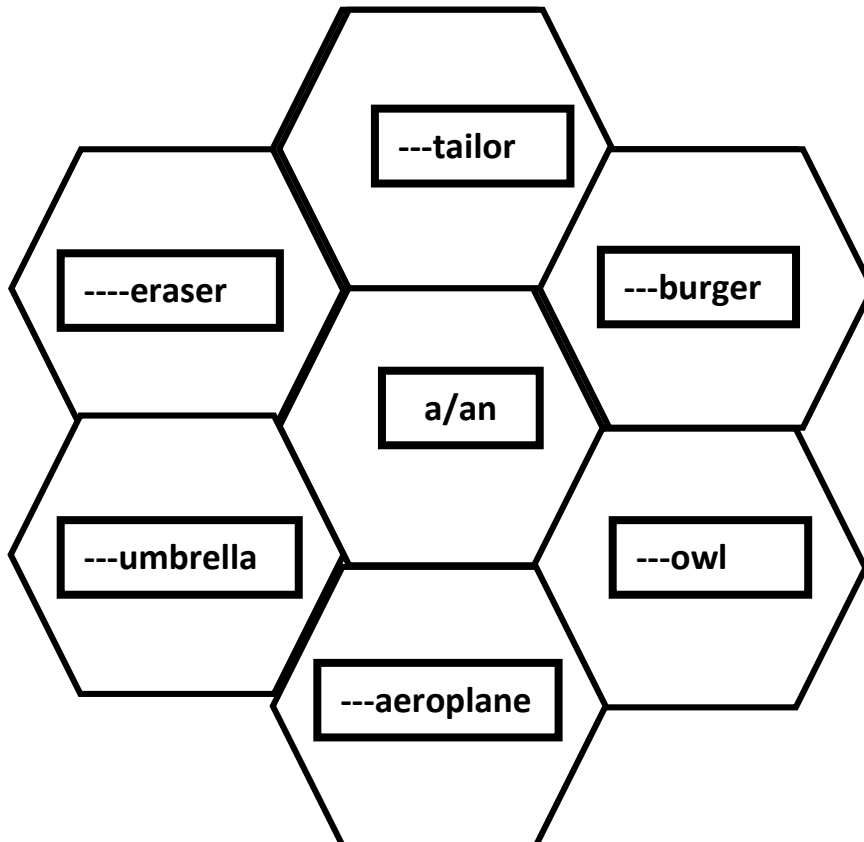
ENGLISH

Q.1.Fill in the blanks using is/am/are

- 1.We----- watching television.
2. Rohit----- a strong boy.
- 3.She ----- a taxi driver.
4. Cats and dogs ----- pet animals.
- 5.My brother ----- a waiter.
- 6.He ----- our good neighbour.
- 7.Tom and Jerry ----- cartoon characters.
8. My brother and I----- in the same class.



Q.2.Fill with a/an



Q.3. Make correct sentences by arranging the words in correct order:

1) her/ friend/ fair/ to/ the/ go/ Tia/ and



2) Sonu/ cake/ popcorn/ ate/ and/ a



3. cartoons / They / watching / enjoy



4. lemonade/ drank/ friend/ His



5. likes / to/ sarthak/ play/ cricket



Q4. Enircle the correct spelling:



wold

word

ward

world



takk

tolk

talk

take

Q.5 Fill up the blanks using has/ have

1. I _____ many friends.

2. A rabbit _____ long ears.

3. This bird _____ long feathers.

4. They _____ five balloons.


5. Ronit _____ a new toy.

6. The rainbow _____ seven colours.

7. December and January _____ 31 days.

8. Our school _____ a big auditorium.

9. We _____ a tennis table in our building.



Q.6 Make baby words :



Opposite words

Q.7 Draw a line to match the word on the left to its opposite:

Wet

slow

hot

many

long

hard

fast

dry

dark

light

soft

short

smooth

old

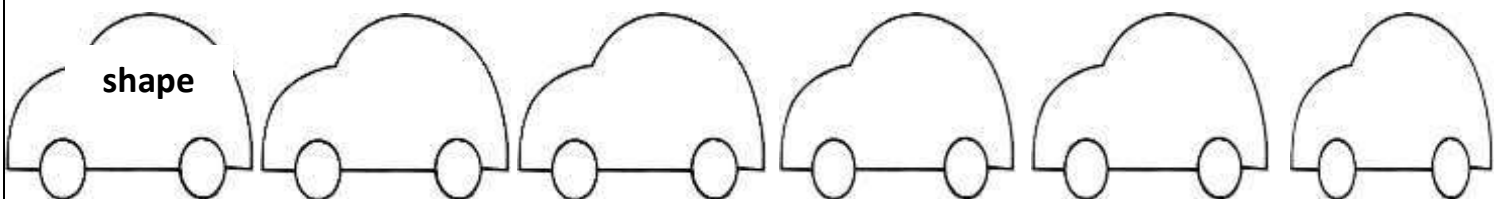
young

rough

few

cold

Q.8 Begin the next word with the last letter of previous word:






Q.9 Pick the words and write in right jar:

rabbit, post –office,
pencil, burger, frog, giraffe ,
lion, ball, school, fox, eraser,
bank, mall, zoo, penguin,
Delhi , Lamp, lemon,

places

animals

things



Q10 Read 10 english stories and make 5 3D flash cards of 6 by 6” for one of your favourite story with titles .

Q11 Describe the following in two words:

a) cloud

b) friend

c) neighbour

d) book

e) house

f) River

g) field




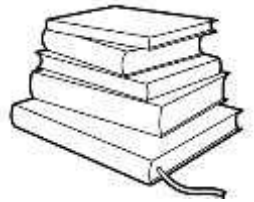
h) children

i) eye

j) school

k) apple

l) sun



Q12. Read the passage , pick correct word from the box and fill up the blanks:

horses village cat dogs milk kittens hay grandmother pond cow
cock, cock hen

In June we went to a _____




where my



lives . She has a farm. On her farm, there are

many animals. There are two _____



, a _____



with its _____



, three _____




one _____



as well as a _____



and a _____



. Every morning she feeds her animals

with _____




or _____



. They drink

water from a _____



on the farm.

हिन्दी



1. मेरा परिचय

- मेरा नाम है | मैं साल का / की हूँ ।
- मैं कक्षा में पढ़ता / पढ़ती हूँ ।
- मैं में रहता / रहती हूँ ।
- मेरे पिता जी का नाम है।
- मेरी माता जी का नाम है।
- मेरे भाई / बहन हैं ।
- मेरे बहुत सारे हैं । मेरा प्रिय मित्र / सहेली है ।

2. उस शब्द पर × लगाओ जो -

1. फल नहीं है -

सेब आम कटहल अनानास

2. बर्तन नहीं है -

बस्ता जग गिलास थरमस

3. जिसको खा नहीं सकते -

शरबत रस मलाई रोटी

4. जिसमे रह नहीं सकते -

झोपड़ी भवन खिड़की बंगला

5. जो वाहन नहीं है -

रथ कबूतर रेलगाड़ी हवाई जहाज़

3. उदाहरण के अनुसार शब्द बनाओ-

कचौड़ी लडकी
 / /
 चौकी

चौकी पहरेदार
 / /

बेटा पेटी
 / /

खिलौना खिड़की
 / /

ओढ़नी लम्हा
 / /

चूहा पूड़ी
 / /

कमरे तरबूज
 / /

हाज़िर थरमस
 / /

4. दिए गए शब्दों से वाक्य बनाओ -

1. किताब - _____
2. सूरज - _____
3. रोना - _____
4. तितली - _____
5. पतंग - _____
6. फूल - _____

5. बूझो तो जानें -

1. कुम्हार इन्हें बनाते हैं , गरमी में काम आते हैं |

2. नाक मेरी लम्बी, नाक से करता सारे काम, बताओ मेरा नाम |

3. जन्मदिन जिसका भी आता , केक पर इन्हें सजाता |

4. छीलकर खाए जाते हैं , बंदर को भी भाते हैं |

5. पढ़ना -लिखना हमें सिखाती , मैडम हैं ये कहलाती |

6. सोचो और लिखो - उत्तर का अंतिम अक्षर **ली** होगा |

1. सलाद में काम आने वाली एक चीज़ -

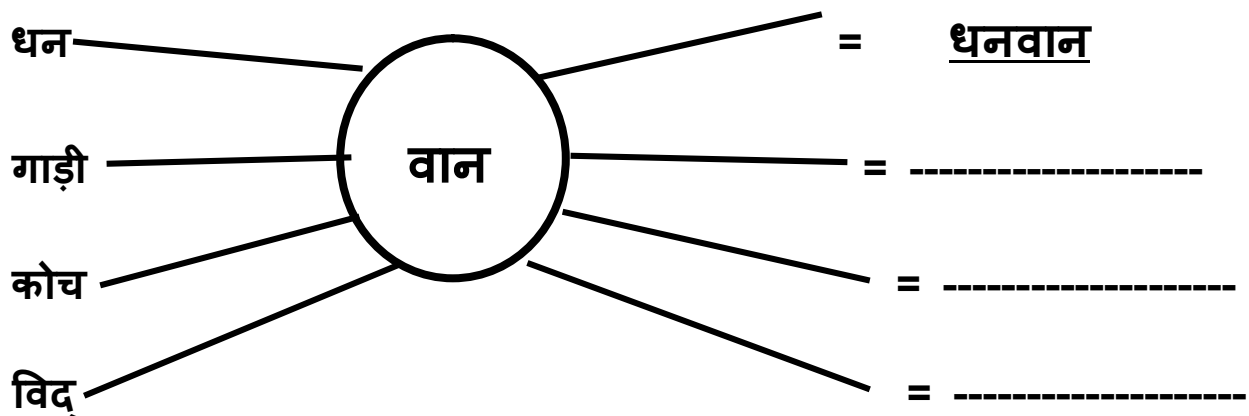
2. जो पेड़ -पौधों की देखभाल करे-

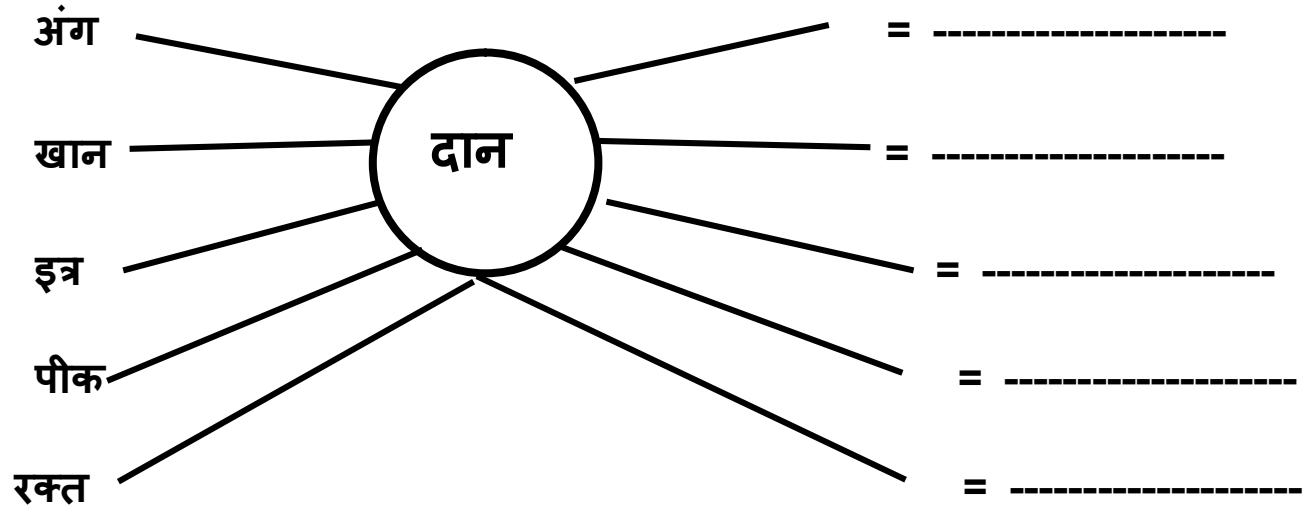
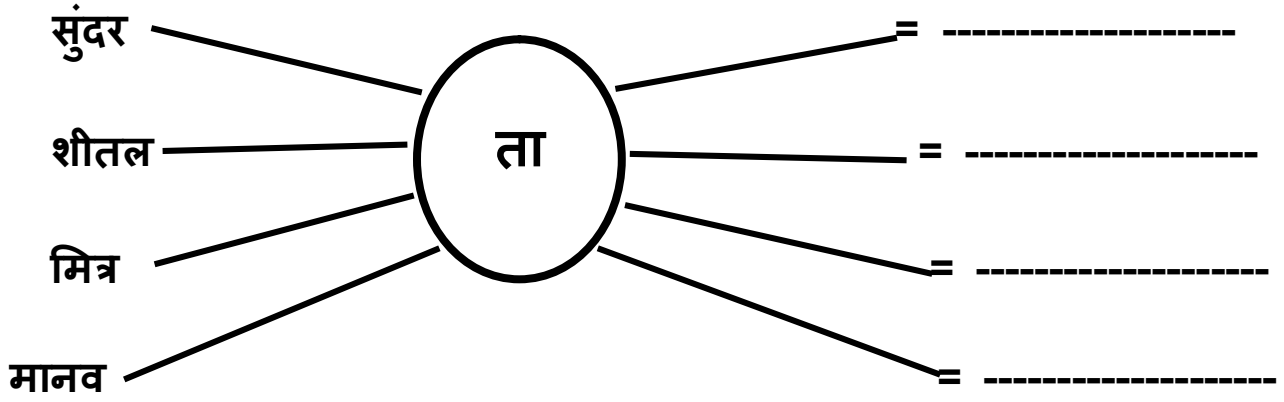
3. एक त्यौहार रंगों वाला -

4. एक हाथ से कभी नहीं बजती -

5. घर आया साधु कभी न जाए -

7. शब्दों के साथ गोले में लिखा शब्दांश मिलाओ और नए शब्द बनाओ |





8. आओ ज्ञान बढ़ाएं -

वर्ग पहेली में छिपे सप्ताह के नाम पर गोला लगाओ -

ख	ब	सो	प	गु	रु	वा	र
तो	इ	म	च	ना	च	ख	द
र	वि	वा	र	श	या	ली	वा
ल	ट	र	च	नि	घों	र	बु
गा	ता	शु	क्र	वा	र	इ	ध
ड़ी	का	म	ट	र	ले	म	वा
मं	ग	ल	वा	र	क	गाँ	र

9. क्रियात्मक गतिविधि - 5 जून विश्व पर्यावरण दिवस पर-

➤ बीज की गेंद (सीड बॉल्स) से धरती को हरा-भरा बनाएं-

सामान की सूची - गमले की उपजाऊ मिट्टी (जिसमें खाद मिली हो),
बीज (नीम, इमली ,आम ,जामुन ,अमरुद ,पीपल आदि के)

1. गमले की मिट्टी में बीज मिलाएं, थोड़ा पानी डालें और गूंथकर आटे जैसा बना लें।

2. छोटे-छोटे गोले बनाएं और छाया में सूखा लें । (एक गोले में तीन से ज्यादा बीज न डालें) सीड बॉल्स बन कर तैयार हैं ।

- बीज गेंद का प्रयोग - बरसात के दिनों में इन्हें खाली पड़े स्थानों पर रख दीजिए। (घर के पास की खाली जगह , मैदान में , सड़क के किनारे आदि) जैसे ही बीज गेंद की मिट्टी गीली होगी ,बीज अंकुरित होगा और नए पौधे तैयार हो जायेंगे ।
- नोट- 1. बच्चों आप अपने माता पिता के साथ मिलकर इस कार्य को करें और अपने मित्रों को भी इस कार्य को करने का अनुरोध करें ।
- 2. इस कार्य को करते हुए अपनी तस्वीर कक्षा अध्यापिका को भेजें ।



EVS

1. Riddle Time Guess the body parts !!!!!

a. We have two of them on both sides of our head . And we can hear noises and sound with them. _____

b. We have two of them at the end of our arms. And we use them to touch or hold things. _____

c. These are the hard structure that grows at the tip of your fingers and toes.

d. This is a waterproof covering over your whole body. It is the largest organ of the body .

e. These are the hard structure in your mouth with which you bite and chew the food .

2. Word Search – Find the names of plant products –

P	H	C	A	R	R	O	T	Y	E
Z	R	A	U	I	M	A	N	G	O
X	Y	B	A	N	A	N	A	U	R
F	U	B	L	O	I	U	F	A	A
R	J	A	M	R	Z	R	P	V	N
T	G	G	O	E	E	T	I	A	G
Y	D	E	N	F	S	E	R	C	E
O	E	V	D	A	T	E	S	J	E

1. _____

2. _____

3. _____

4. _____

5. _____

6. _____




7. _____

8. _____


9. _____

10. _____

3. Name each of the following activity and write which part of body helps us to do the following activities –

	Activity	Body parts used
		
		

4. Write few disadvantages of consuming Junk food in the space provided. Also colour the burger neatly –




1

2

3

5. Write few benefits of eating healthy food in the following space provided-



6. If your teacher has given you a task to make a collage of things which helps you to keep yourself clean. Which pictures you will collect to make the collage.

1. _____ 2. _____


3. _____ 4. _____

7. Draw/paste your favourite milk product you like to eat the most and also name it –

A large empty rectangular box for drawing or pasting a picture of a milk product.

8. Read the poem – MANGO-THE KING OF FRUITS

In the summer's golden embrace,
A fruit emerges with sweet grace.
Oh, the mango, a tropical delight,
A sweet treasure, a pure delight.
In desserts and smoothies, it finds its place,
Adding a touch of tropical grace.
In the summer's golden embrace,
A fruit emerges with sweet grace.



- a. Draw or paste the wrappers of few things we can make by using mangoes-

- b. Write few varieties of mangoes –


- c. Write the nutritive value we get by eating mangoes-

d. Fun time – Cooking without flame –

With the help of your family members make yummy mango shake and garnish it with dry fruits and enjoy the shake with your family.

9. Make a “Healthy Eating “ poster –

Create a colourful poster with a slogan about healthy eating and include pictures of healthy foods.



Mathematics

Q.1 Revise the number names in a fun manner. You can take the details of your family members, relatives or friends to make this table. Write the name, age in number and then the number name. Write at least 5 names. For e.g.

FAMILY MEMBER	AGE (In number years)	NUMBER NAME
Mother	33	Thirty three

Q.2. Brain Teaser

110	436	429	877	390	541	123	549
809	444	545	500	981	234	632	899

Find the numbers from the grid given above:-

(i) A number in which all the digits are same.

(ii) A number that has 6 at hundred's place.

(iii) A number that comes between 980 and 982.

Q.3 Write the place and place value of the digits.

Number	Place Value of digit	Place	Place Value
545	4	tens	40
893	8		
764	6		
842	2		
250	5		

Q.4. Write the number and number names of the following:

8 tens and 3 ones = _____ = _____

7 tens and 5 ones = _____ = _____

2 hundreds and 4 ones = _____ = _____

3 hundreds 1 tens and 6 ones = _____ = _____

Q.5. Fill in the blanks using the position of the letters in the word

FRIENDSHIP

- a) E is the _____ letter.
- b) _____ is the 7th letter.
- c) The letter P is in _____ position.
- d) _____ is the 3rd letter.



Q.6. Form as many 3-digit numbers as you can using the digits 5 , 4 and 2.

Each digit can be used once in a number .

Write the numbers here in the box.

- 1. How many numbers did you form ? _____
- 2. How many numbers are greater than 500 ? _____
- 3. How many numbers are less than 500 ? _____

Q.7. Write the following numbers.

Largest 2-digit number - _____

Smallest 3-digit number - _____


Largest 3-digit number - _____

Q.8. Help detective Jones to find out the word:

A. Fill out the code below and be a place value detective!

123 20 37 86

1. If there is a 7 in one's place. Write 'O' on the line.
2. If there is a 2 in tens place. Write 'I' on the line.
3. If there is a 1 in the hundreds place. Write a 'L' on the line.
4. If there is a 8 in the tens place. Write an 'N' on the line.



B. Fill out the code below and be a place value detective!

149 24 47 86 55 93

1. If there is 7 in ones place. Write 'R' on the line.
2. If there is 2 in tens place. Write 'A' on the line.
3. If there is 1 in the hundreds place. Write a 'M' on the line.
4. If there is 8 in the tens place. Write an 'K' on the line.
5. If there is 9 in tens place. Write 'T' on the line.
6. If there is 5 in ones place. Write 'E' on the line.

Q.9 Colour the boxes (days) according to the instructions given.

1. Day before Monday – Red
2. Day between Thursday and Saturday – Yellow
3. Day after Tuesday – Green

SUNDAY	MONDAY	TUESDAY	WEDNESDAY
THURSDAY	FRIDAY	SATURDAY	

Q.10. Number Tree

Students have to choose any one random number from 100 to 999.

Make number tree on A-4 sheet for the number. Write the number on the tree trunk and circle it.

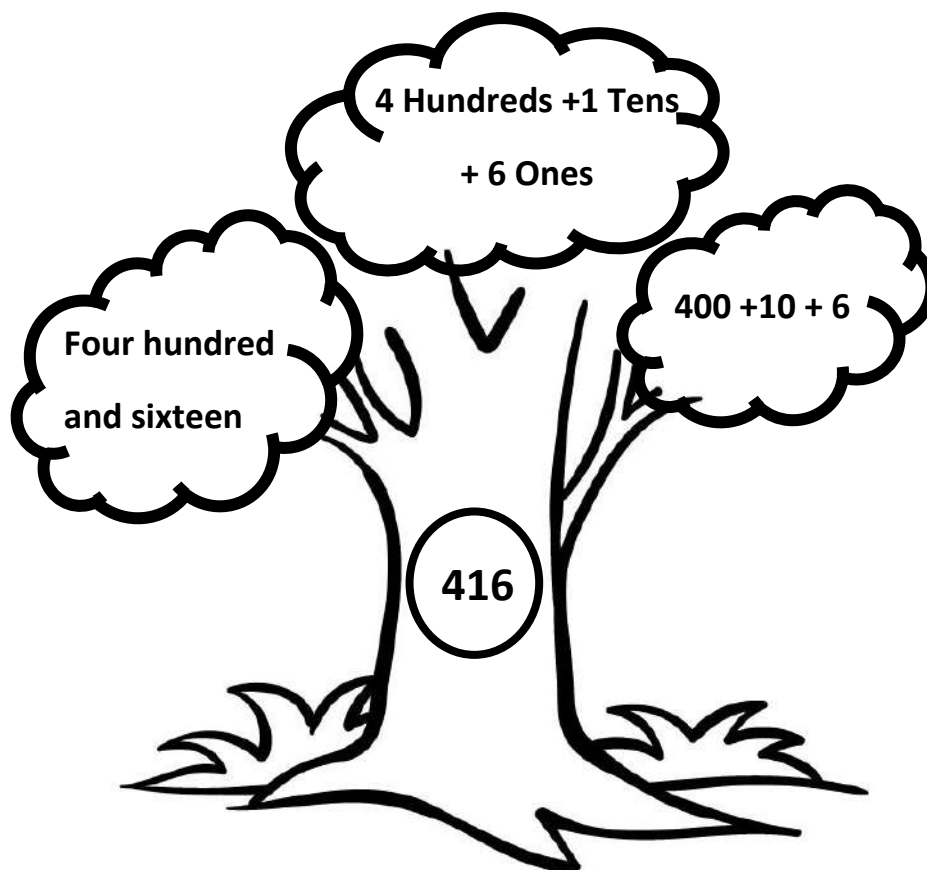
Then make three branches with leaves as explained:

On 1st branch, write the number name of the number chosen.

On 2nd branch, write the number in the form of hundreds, tens and ones.

On 3rd branch, show the number in expanded form.

Image for your reference:



Q.11. Colour the image.

