



DAV PUBLIC SCHOOL SAHIBABAD

Session {2025-26}

Summer Home Play

Name.....

Nursery





SUMMER



Summer, Summer, I am so glad you're here!

Summer, Summer, Let's give a cheer!

Summer, Summer, I'll meet you in the park.

Summer, Summer, Let's stay up till dark!

Guidelines for Summer Holiday Fun

"Brighten up every moment of the Day"

- **USE MAGIC WORDS:** Please, thank you, Sorry, May I, Excuse me!
- Enjoy the morning breeze. Say hello to the rising Sun, smell the flowers around you, hear the chirping birds and feel the morning breeze.
- For a healthy body and a healthy mind, develop good eating habits. Eat lots of fruits and green salad.
- Spend quality time with your grandparents. Listen to interesting stories.
- Surprise your mother by helping her in the daily chores. Help her in the kitchen, put on your apron and serve to all family members.
- Keep yourself fit and active. Enjoy yoga and some exercises with your family members.
- Drink eight to ten glasses of water every day. Enjoy different kinds of natural health drinks.
- 'Laughter is the best medicine'- Collect few friends from your neighborhood and make your own laughter club in an eco-friendly park. Sit together and laugh out loud.
- Learn to be self-dependent. Try different activities under your parent's supervision like opening bottle, zipping, buttoning etc.
- **Submission to be done on 1st July 2025.**
- **Student's work will be appreciated. Let parents be mentors and facilitators only. You are requested to click and attach the photographs of the child while doing the home play.**



SUMMER

"Developing motor skills, and adventure at a time!"

1. "Scoop, pour, and explore! Let's practice filling and pouring to build strong hands and sharp minds!"

Click the photo graphs and attach it with this home play.




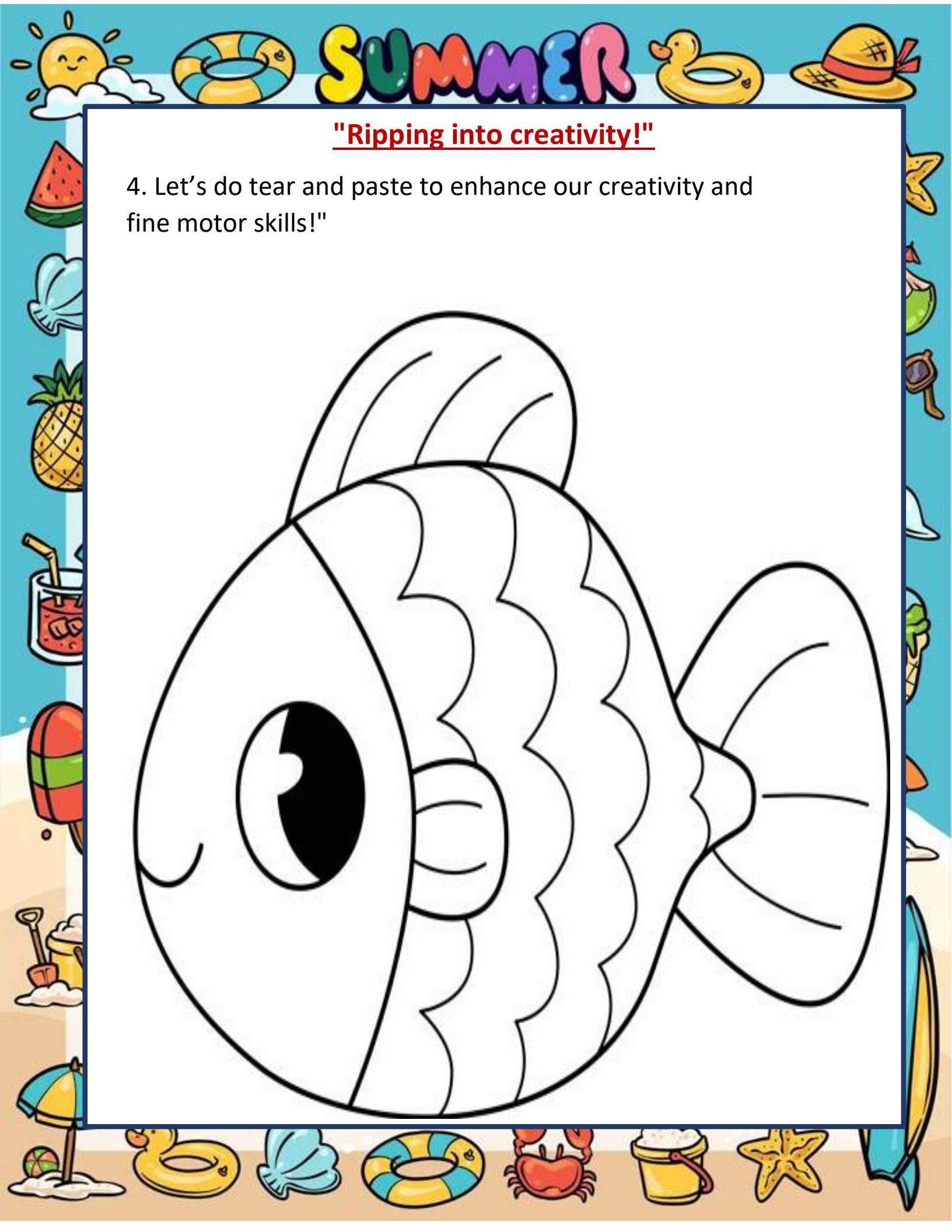
2. "Ready, aim, throw! Let's build our coordination and have a blast hitting the target!" Click the photo graphs and attach it with this home play.






3."Let's play and pretend! Can you copy what's on the card? Strike a pose, make a face, and have fun!" Also don't forget Click the photo graphs and attach it with this home play.

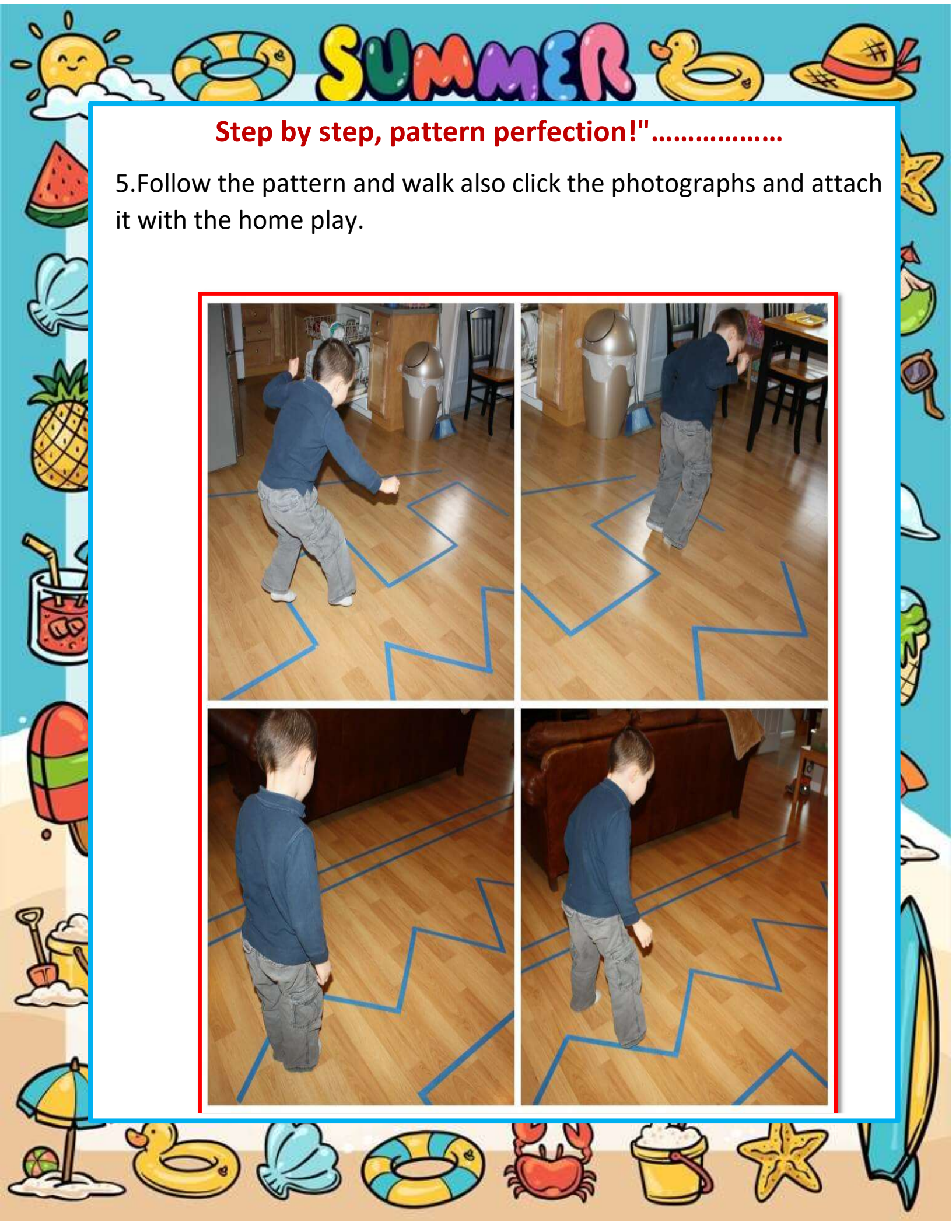




"Ripping into creativity!"


4. Let's do tear and paste to enhance our creativity and fine motor skills!"





Step by step, pattern perfection!"

5. Follow the pattern and walk also click the photographs and attach it with the home play.



SUMMER


Communication Champions

6. Hello, friends! Let's share our name, smile big, and tell something special about ourselves!"-Self Introduction".

7. Let's talk about the people we love! Share about your family and your teacher with big smiles and kind words!"

8. Whisper, listen, and pass it on! Let's have fun playing the whisper game with our family and friends!"

9. Can you hear me now? Let's talk and listen through our string telephone and discover how sound travel.



10. Rhyme time with those we love! Let's sing and say sweet rhymes about our family.



Link for the sing along: <https://youtu.be/Kjl5sPWcd-o>


SUMMER

Language Smart

11. Talk to your child often- Simple conversations help build a strong foundation for language. Read aloud Story daily as stories spark imagination and introduce new words naturally.


Listen to the story : <https://youtu.be/mGOBqyoqPH8>

Now kids let's do finger printing with water colour in the big bird from the story.

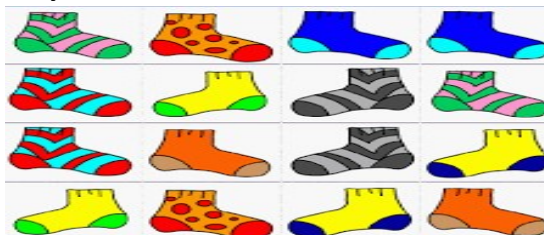


Smart Start Kid

12. Fold it neat, stack it right! Let's learn to keep our clothes tidy and our Amirah bright! "Click the photographs and attach it with the home play.



13. "Let's match and pair! Find the socks that go together and make a perfect pair!" Click the photographs and attach it with the home play.




14. "Let's look at our clothes! Can you spot the big and small ones? Let's compare and see the differences!"

SUMMER

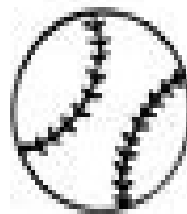
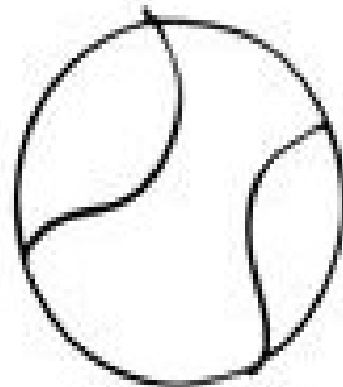
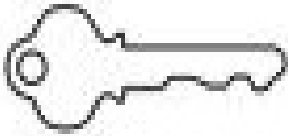
Mind Mappers

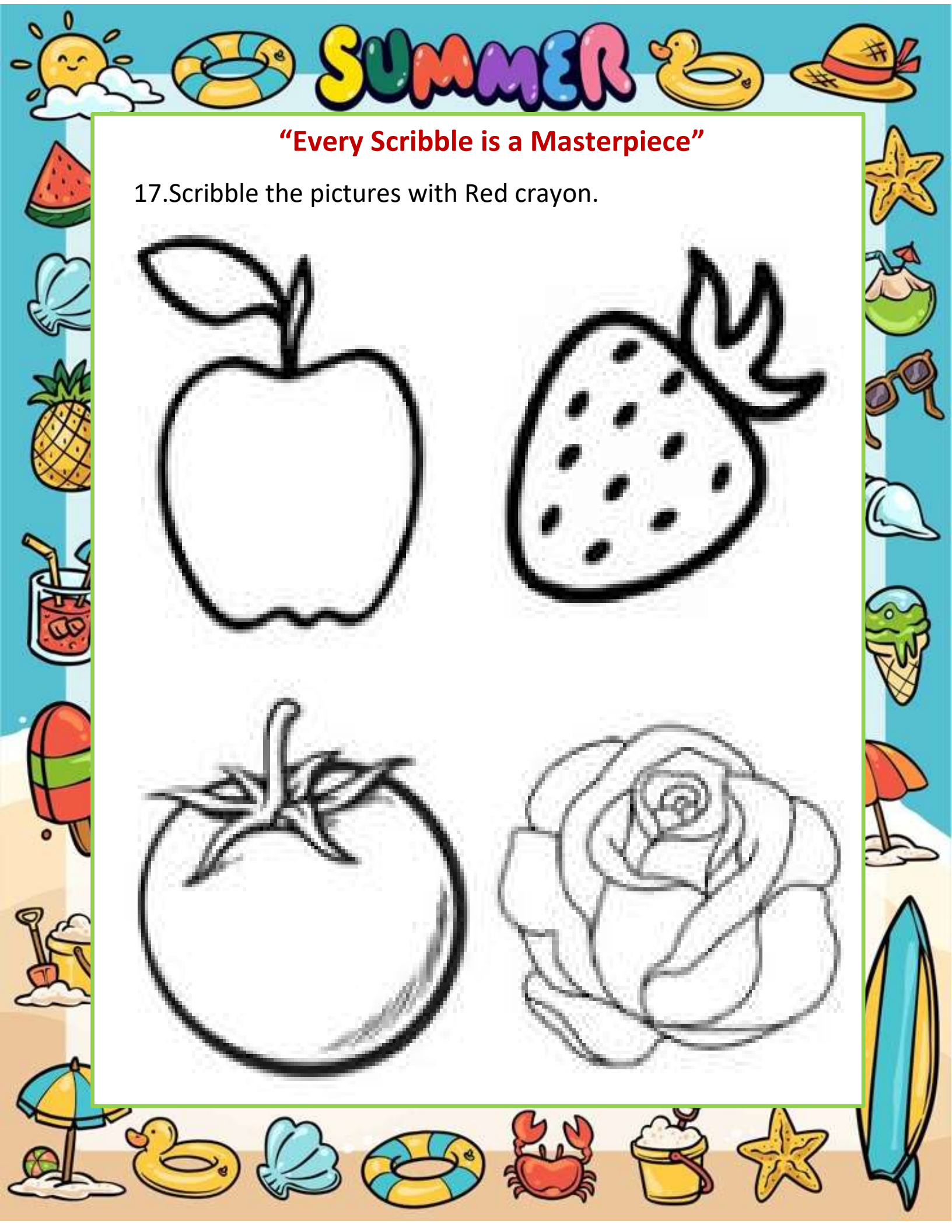
15. "Let's make tiny and big prints! Use your thumb for big and your finger for small – it's time to get creative with sizes (Big and Small)"



SUMMER


16. Circle the big one.






“Every Scribble is a Masterpiece”

17. Scribble the pictures with Red crayon.



18.Fill the apple with red paper, crumble it, paste it and fill it.



SUMMER

WORLD ENVIRONMENT DAY

19. The earth is our home, let's keep it clean, green and beautiful."

Dab, dab, dab—let's color our Earth with love! Create our planet using soft cotton using bright colors.



Have a great

Summer
Vacation!