



# DAV PUBLIC SCHOOL, SAHIBABAD

Session {2026-27}

Summer Home Play

Name.....

Nursery/Balvatika 1 .....



# SUMMER

**Summer, Summer, I am so glad you're here!**

**Summer, Summer, Let's give a cheer!**

**Summer, Summer, I'll meet you in the park.**

**Summer, Summer, Let's stay up till dark!**

## Guidelines for Summer Holiday Fun

### "Brighten up every moment of the Day"

- **USE MAGIC WORDS:** Please, thank you, Sorry, May I, Excuse me!
- Enjoy the morning breeze. Say hello to the rising Sun, smell the flowers around you, hear the chirping birds and feel the morning breeze.
- For a healthy body and a healthy mind, develop good eating habits. Eat lots of fruits and green salad.
- Spend quality time you're your grandparents. Listen to interesting stories.
- Surprise your mother by helping her in the daily chores. Help her in the kitchen, put on your apron and serve to all family members.
- Keep yourself fit and active. Enjoy yoga and some exercises with your family members.
- Drink eight to ten glasses of water every day. Enjoy different kinds of natural health drinks.
- 'Laughter is the best medicine'- Collect few friends from your neighborhood and make your own laughter club in an eco-friendly park. Sit together and laugh out loud.
- Learn to be self-dependent. Try different activities under your parent's supervision like opening bottle, zipping, buttoning etc.
- Submission to be done on 1st July 2026. Student's work will be appreciated. Let parents be mentors and facilitators only. You are requested to click and attach the photographs of the child while doing the home play.

# ★ summer ★

## "Developing motor skills, and adventure at a time!"

1. "Fill it Up, Empty it out! Let's practice fun learning adventure to build strong hands and sharp minds!"

Click the photo graphs and attach it with this home play.



2. "Aim, Throw & Knock"-Hit the tower! Let's build our coordination and have a blast hitting the target!" Click the photo graphs and attach it with this home play.






# SUMMER

## "Snap the pegs, boost the skills!"

4. Fun with Pegs at Home ! helping mumma by clipping clothes is a fun and responsible activity that builds fine motor skills and encourages good helping habits. Click the photographs and attach it with the home play.



# Summer

**Step by step, pattern perfection!" .....**

5. Follow the pattern and walk also click the photographs and attach it with the home play.



# SUMMER

## Communication Champions

6. Hello, friends! Let's share our name, smile big, and tell something special about ourselves!"-Self Introduction".

7. Let's talk about the people we love! Share about your family and your teacher with big smiles and kind words!"

8. Whisper, listen, and pass it on! Let's have fun playing the whisper game with our family and friends!"

9. Can you hear me now? Let's talk and listen through our string telephone and discover how sound travel.



10. Rhyme time with those we love! Let's sing and say sweet rhymes about our family.



Link for the sing along:

<https://youtu.be/KjI5sPWcD-o?si=rXakzWGJ5g0UBPxt>

# ★ summer ★


## Language Smart

11. Talk to your child often- Simple conversations help build a strong foundation for language. Read aloud Story daily as stories spark imagination and introduce new words naturally.

Listen to the story

<https://youtu.be/mGOBqyoqPH8?si=8A0prSylTG6-84sE>


Now kids let's do earbud printing with water colour in the bird from the story.



# SUMMER

## Smart Kid

12. Fold it neat, stack it right! Let's learn to keep our clothes tidy and our almirah bright! "Click the photographs and attach with the home play.



# ★ summer ★

13. "Let's match and pair! Find the socks that go together and make a perfect pair!" Click the photographs and attach it with the home play.



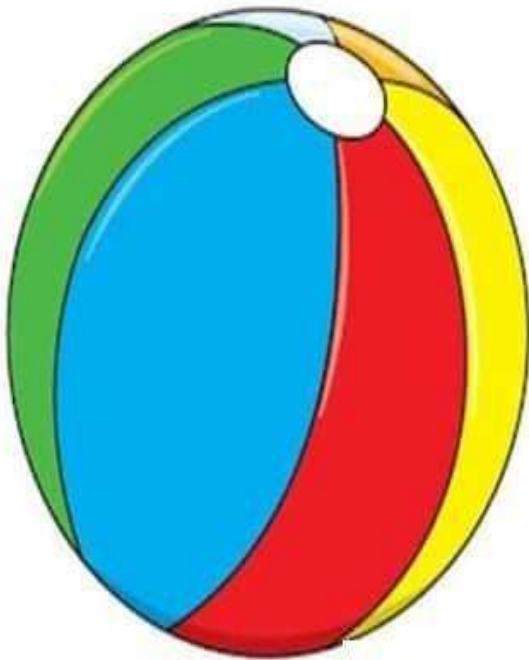
14. "Let's look at our clothes! Can you spot the big and small ones? Let's compare and see the differences!"

# SUMMER

## "Big and Small Adventure"

15. Let's find 5 similar small and big object from home, place them separately in different trays, and click the photographs and attach with the home play.

Big





Small



# ★ summer ★

## “Creative fun with ladyfinger”

16. Identify and do ladyfinger printing in the big one.






# ★ SUMMER ★

“Crafting joy, One piece at a time”.

18. Do tear pasting on the strawberry.

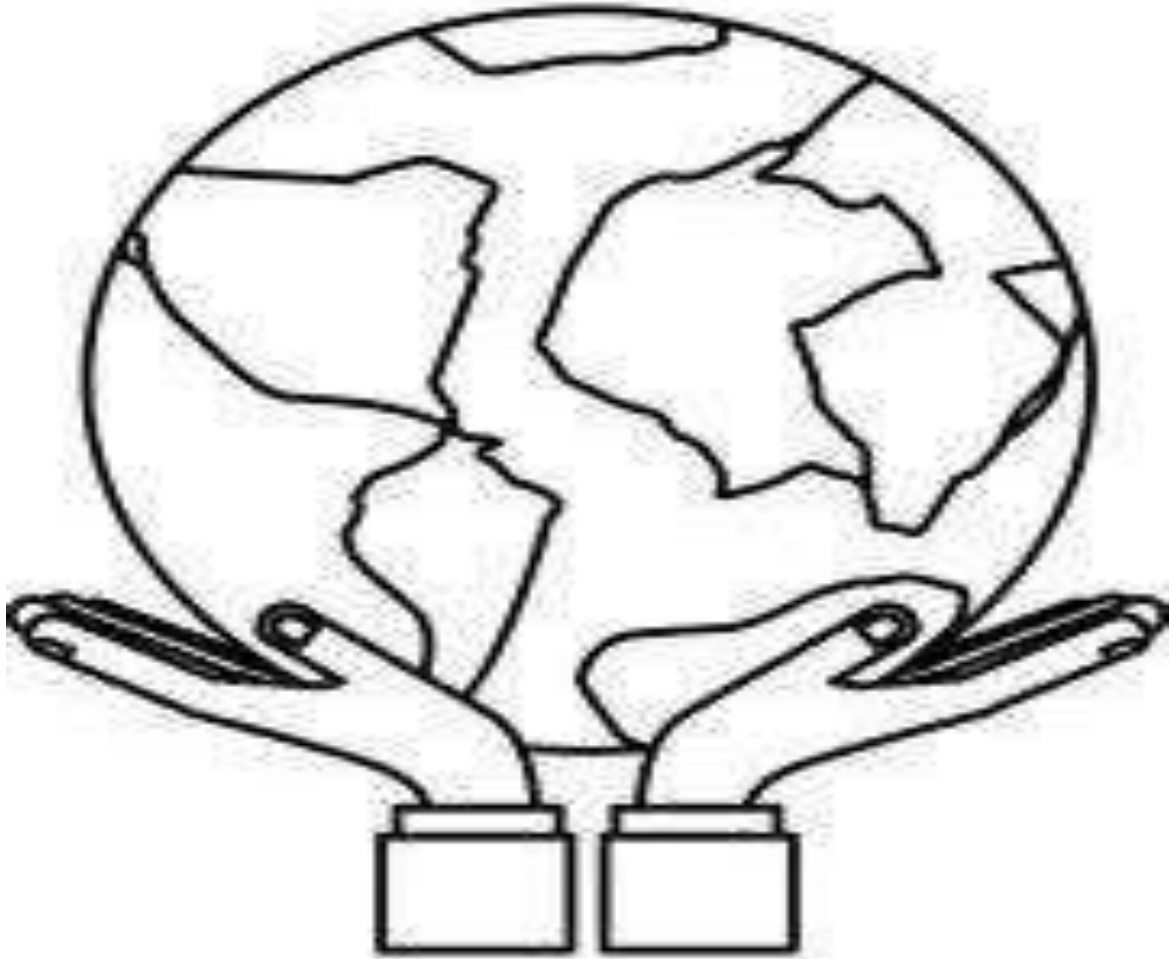


© | SUPERSTOCK

# ★ summer ★

## WORLD ENVIRONMENT DAY

19. The earth is our home, keep it clean, green and beautiful.”  
Let’s make it more beautiful with your tiny little finger prints.



Have a great

summer

VaCaTion!