



# DAV PUBLIC SCHOOL SAHIBABAD

**Session {2026-27}**

Summer Holiday Home Play

**Name**.....

**LKG/Balvatika 2** .....





## Guidelines for Summer Holiday Fun

Dear Parents,

Summer Vacation! A long time to rejoice and recreate for all children. It is an appropriate period when the parents spend quality time with their children and try to discover their hidden potential, to realize their talents and raise their self-esteem.

- Vacation give children a chance to relax. Besides relaxing, there should be a healthy mix of play and work. Punctuate their relaxed moments with constructive and creative work, this will surely enhance their confidence.
- Encourage your child to take healthy food.
- Take your child for outing and fun. Try to spend maximum time with him/her & develop an everlasting bond.
- Make sure that your child completes his/her homework neatly.
- Help your child inculcate good habits.
- Recite a story to your child and ask him/ her to narrate it.
- Converse with your child in English.
- **Morning Blessings** - Help your children to inculcate good habits by doing, "Surya Pranam" and encourage them to greet all elders in the morning.
- **Fun in knowing** - Tell the children about your childhood, share incidents from the past and show them your old family albums. This will strengthen the bond between you and your children.
- **Fun with books** - Encourage your children to read books with suitable morals. Have walk together and talk to your children about what are their likes and dislikes etc.

So spend these holidays creating an environment filled with fun, frolic, learning & education.

❖ Submission of holiday home play to be done on 1st July 2026


1. PATTERN HUNT- Hey kids ! Look for these patterns around you. One by one tick the box when you get it. Arrange them on table. Click pictures and attach with your Homeplay

		
<input type="checkbox"/> Spots	<input type="checkbox"/> Stripes	<input type="checkbox"/> Zig Zags
		
<input type="checkbox"/> Spiral	<input type="checkbox"/> Animal Print	<input type="checkbox"/> Wavy Lines
		
<input type="checkbox"/> Check (Squares)	<input type="checkbox"/> Floral (Flowers)	<input type="checkbox"/> Tiled (Brick)

2. Colour the good choices red and Bad choices yellow-

 <p>Listening</p>	 <p>Being messy</p>	 <p>Helping others</p>	 <p>Swinging my chair</p>	 <p>Raising my hand</p>
 <p>Calling out</p>	 <p>Always trying my best</p>	 <p>Pushing others</p>	 <p>Saying thanks</p>	 <p>Stealing</p>
 <p>Being kind</p>	 <p>Following instructions</p>	 <p>Hurting others</p>	 <p>Not listening</p>	 <p>Keeping my things tidy</p>
 <p>Throwing things</p>	 <p>Sitting nicely in my chair</p>	 <p>Bullying</p>	 <p>Sharing</p>	 <p>Not doing my best work</p>

3. Kids believe what they hear and repeat daily. Stand in front of a mirror 🪞 in Superhero Pose 🦸 when you say these affirmations. 😊 Give yourself a big hug after. Say "That's me!"



4. Let's play yoga! Try these fun poses from the chart. Ask Mumma or Papa to click your pictures and attach it with Homeplay. You're a yoga star!



tree pose



warrior pose



warrior 2 pose



lord of the  
dance pose



triangle  
pose



seated  
side pose



butterfly  
pose



big toe  
pose

## KIDS YOGA



cow pose



bow pose



camel pose



downward dog pose



plank pose




boat pose

5. Kids, here is something exciting. Find and collect all these things at one place. Click their picture and attach with your Homeplay.


# I N D O O R SCAVENGER HUNT

<input type="checkbox"/> something round 	<input type="checkbox"/> hairbrush 
<input type="checkbox"/> pencil 	<input type="checkbox"/> paper clip 
<input type="checkbox"/> a book 	<input type="checkbox"/> something yellow 
<input type="checkbox"/> a picture you made 	<input type="checkbox"/> backpack 
<input type="checkbox"/> toothbrush 	<input type="checkbox"/> toy car 
<input type="checkbox"/> sunglasses 	<input type="checkbox"/> something oval 
<input type="checkbox"/> a flag 	<input type="checkbox"/> flip flops 
<input type="checkbox"/> something with a flower on it 	<input type="checkbox"/> something orange 
<input type="checkbox"/> something tasty 	<input type="checkbox"/> stuffed animal 
<input type="checkbox"/> toy truck 	<input type="checkbox"/> something that starts with a B 


6. Complete the pattern by colouring the circles with correct colour -



**7. Shadow Leaf Tracing** Find leaves around your home. Make leaf shadows like this. Trace them, take it's Picture and attach with Home play!



8. Find letter-a from given letters board and color them Red-



**9. Fill the basket with 'b' sound pictures.**



## 10. Fun task

Big/Small Basket: Keep two baskets labelled "Big" and "Small". Provide mixed items like balls, blocks, spoons. Now Kids will sort them according to their size and keep it in defined basket.


Click the picture and attach with the home play.

## Story Time

Let's hear the story of Goldilocks and later parents may talk about papa bear's big bowl vs baby bear's small bowl.

Refer below link for the story

[https://youtu.be/qOJ\\_A5tgBKM?si=YAHMoGpLRCwSDWvE](https://youtu.be/qOJ_A5tgBKM?si=YAHMoGpLRCwSDWvE)



## 11.Movement Games

**Big Steps, Small Steps:** Parents will say & kids will move therefore.



“Take big steps like an elephant”

“Take small steps like an ant”.

Now learn rhyme on big elephant and small ant in English/ Hindi. (4-5 lines rhymes only)



12. Decorate the big fish with bindies.





**13.Red/Yellow colour object hunt:** Ask kids to find and collect red & yellow toys, blocks, or fruits from the home.

- While doing a Red & Yellow Hunt!
- Find red things like apple, tomato, rose.
- Find yellow things like banana, sun, sunflower.
- Sit with all your red & yellow things.
- Say "Cheese!" and take a photo.
- Also attach with this home play.

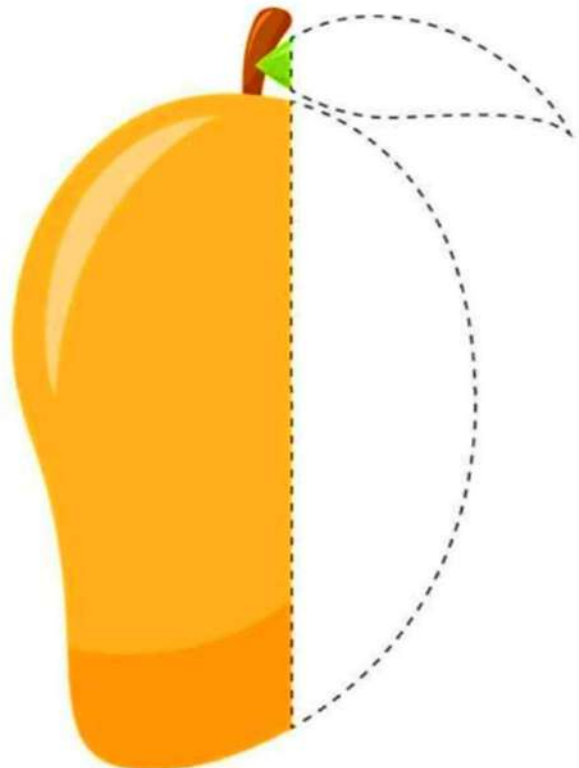
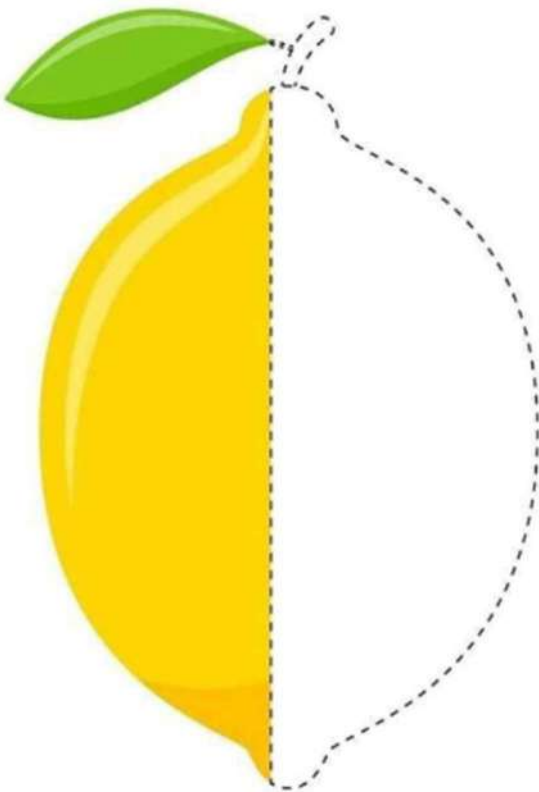
# COLOR HUNT





14. Complete the picture and colour it red.



15. Complete the picture and colour it yellow.



16. Find the differences and circle them.







# ALL ABOUT ME

17. Hello Kids! Let's paste the pictures in the magic spot.


**My Family**




**My favourite fruit**



**My favourite food**



**My favourite game**



## 18. My Family Booklet



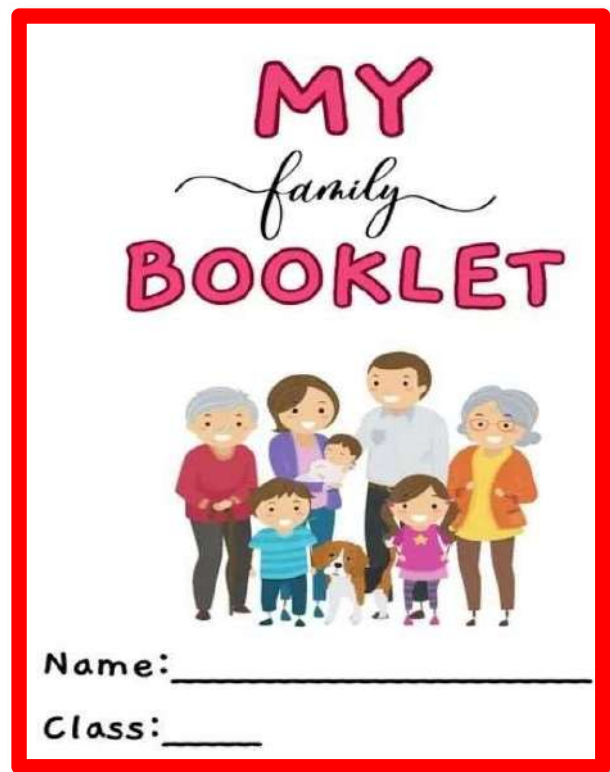
Parents help your child to make Family Booklet

★ Make a cover page on A-4 sheet with the title "My family booklet", name of the child, Class-Section, decorate it.

★ These are 4 headings for 4 pages of booklet given below, paste pictures on A-4 sheets. (1 sheet per heading)

1. This is a picture of my family
2. Our favourite place to visit as a family is.....
3. My family's favourite activity is.....
4. For dinner we love to eat.....

★ Assemble the booklet decorate them, tie all the A-4 sheets & submit your beautiful family booklet with home play.



## 19. Family Fun Zone

Click the photographs with your family members doing given activities and attach it with the home play.

**Grandparents- Prayer**

**Father- Play any one outdoor game**

**Mother- help household work**

**Siblings- Dancing**



## 20. My Sensory Card

Make a tactile sensory cards of A-4 sheet according to the roll numbers given with the heading.

Roll no 1 to 10 - Paste scrubber on A-4 sheet with the heading 'Rough'

Roll no 11 to 20- Paste cotton on A-4 sheet with the heading 'Smooth'


Roll no 21 to 30 - Paste twigs on A-4 sheet with the heading 'Hard'

Roll no-31 to 40-Paste pompoms on A-4 sheet with the heading 'Soft'



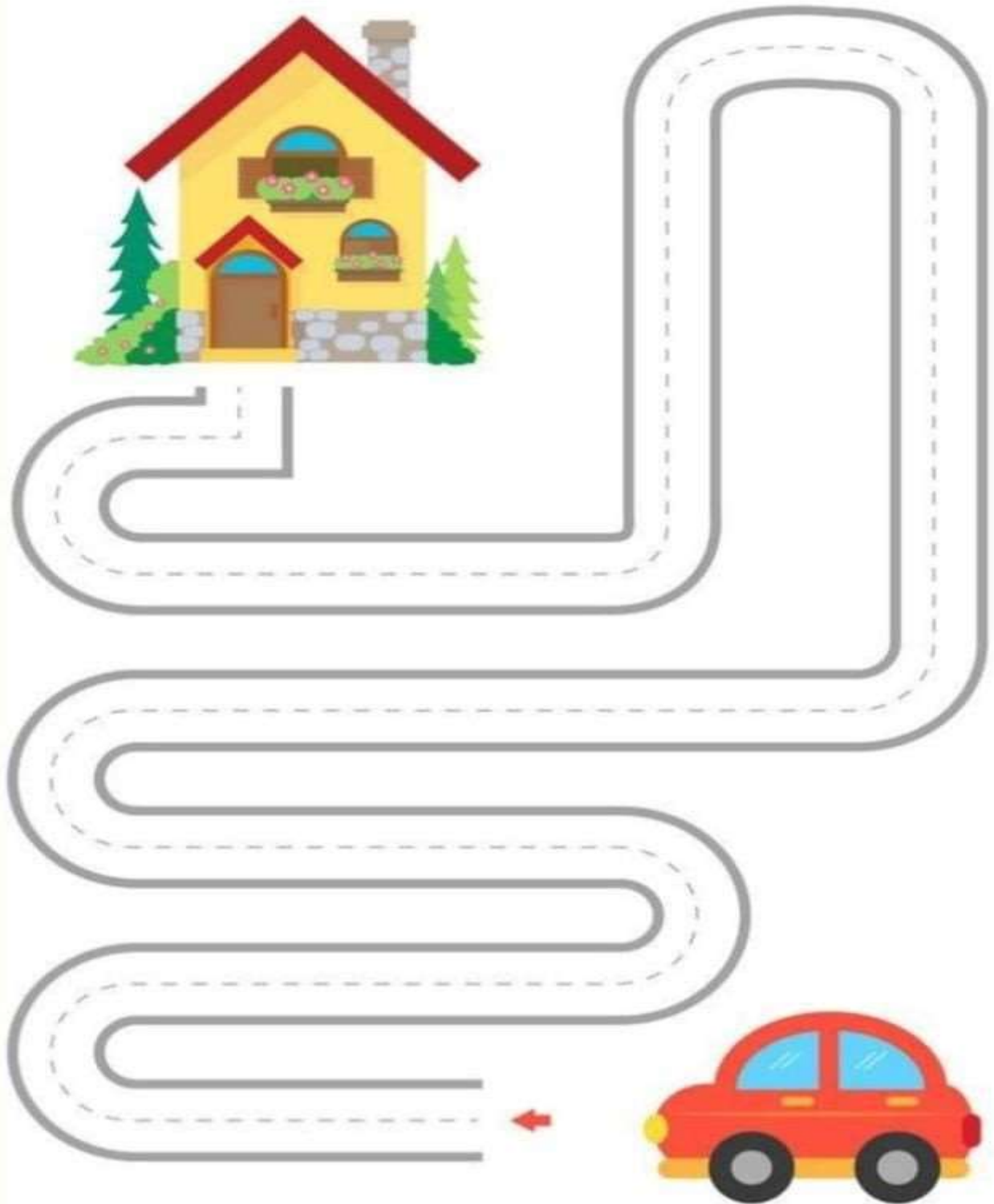
## 21. Sprinkle Me with Colours

Kids! Just with your tiny hands tear the colourful papers and paste to make beautiful butterfly.



## 22. Zoom Zoom! Take me Home!

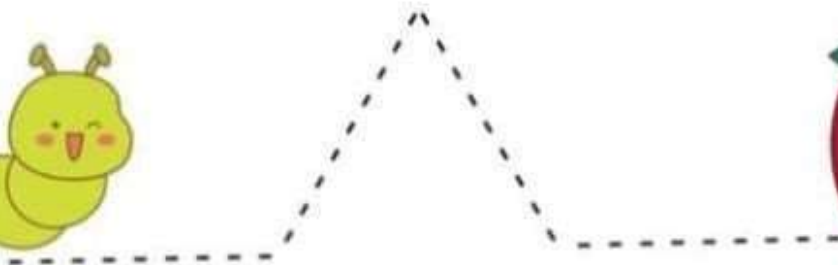


Children, let's grab a crayon to join the dots and help the car to reach home.



## 23. My Magic Stamp Finger




Tiny tots dip your finger into poster colour and trace the dotted lines.







## 24. Mr. Smile Caterpillar


Kids! Let's crumple red and yellow colour paper into small balls and stick them on the caterpillar to make Mr. Smile bright and colourful.



25. Hello, little champs let's stick the ear buds on dotted lines and make pitter patter rain drops.



26. Hello Little Artist! Look at me! Complete me by drawing my missing body parts and colour who you are girl or boy.



## 27. My Big Rhyme Show



Little Superstar get ready to show your talent learn one English rhyme on the topic **"My body"** with actions and perform it for your family & take a bow!

