



DAV PUBLIC SCHOOL SAHIBABAD

Holiday Homework




Class - III

Session: 2026-27

Name: _____

Class/Sec: _____





The sun is bright, the skies are blue,
A season of wonder is waiting for you!

With time to play and spirits so high,
Like a colorful kite in the summer sky.

Between the fun and the golden sun,
Here's a little magic to be done.
With colors, pens, and a creative hand,
Explore the secrets of this sunny land.

Turn the pages, let your mind take flight,
Make every task a shining light.
In this folder, let your best work stay,
As you learn and grow through every day!





✦ *Dear Students,*
Summer holidays are a time to relax,
explore, and learn in fun ways! This holiday
homework is designed to help you enjoy
learning through creative and exciting
activities. Complete all tasks neatly and
present them in a beautiful folder.

✦ *General Instructions:*

- *Use colourful pens, drawings, and decorations.*
- *Write in your best handwriting.*
- *Be creative and original.*





📖 Activity 1: The Reading Adventure: Choose any English storybook (e.g., *The BFG*, *Panchatantra Tales*, or *The Rainbow Fish*). After reading, identify your favourite character. Draw the character on an A 4 size sheet and write 5 sentences explaining why you like them.

✍️ Activity 2: Creative Writing

Keep a 'Summer Diary' for one week. Every night before going to bed, write 3–4 lines about the best thing that happened that day.

🔍 Activity 3: Vocabulary Hunt

Task: Become a Word Detective! Throughout your holidays, find 20 new words from newspapers, storybooks or even cereal boxes. Create a Vocabulary Flipbook using small slips of paper. Write the word on the front side and a sentence using that word on the backside.

🗣️ Activity 4: Speaking Activity

Record a 30n seconds video or audio clip titled 'My Summer Adventures'. Mention one new thing you learned, one place you visited (even if it was just your balcony or a park), and your favourite summer snack.



हिन्दी



प्र1: संवाद लेखन (Dialogue Writing) दो पात्रों (एक बालक और एक पक्षी) के बीच संवाद लिखिए | विषय: "यदि मैं पक्षी होता"...



बालक -----

पक्षी -----

बालक -----


पक्षी -----

बालक -----

पक्षी -----

बालक -----

पक्षी -----

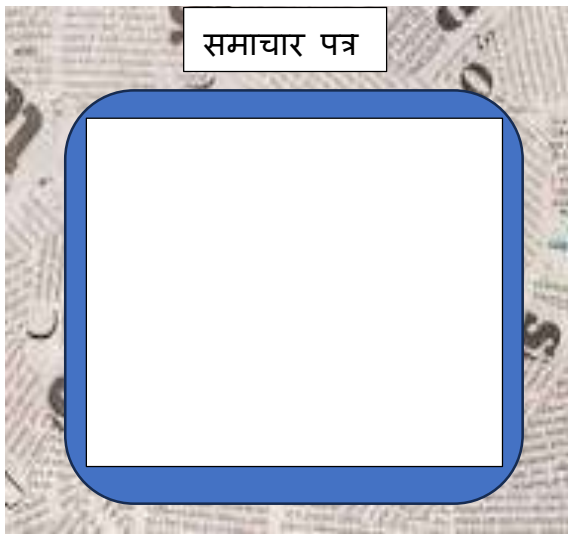


प्र:2 चित्र देखकर नए - नए शब्दों का प्रयोग करते हुए वाक्य बनाइए -




प्र3: अपने दादी -दादी, नाना -नानी या किसी परिचित बुजुर्ग के साथ कुछ समय बिताएँ और उनसे आपको क्या-क्या सीखने को मिला लिखिए ।

प्र4: हिंदी के समाचार पत्र और पत्रिकाएँ पढ़िए और किन्हीं दो के नाम लिखिए :



❖ बच्चों, अब आप सभी इस ग्रीष्म अवकाश में प्रतिदिन योग करें ।




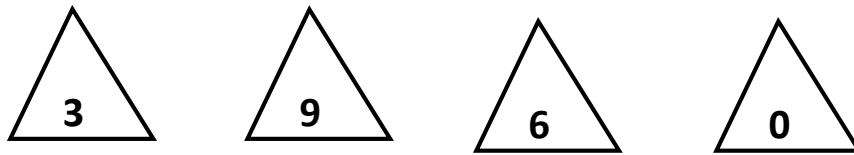
Maths




Q1. Count and write the number formed :

1) 1. 1000 300 20 4 How many?	2) 700 5 4000 30 How many?	3) 9000 100 7 50 How many?
4) 1000 20 9 600 How many?	5) 4000 8 300 How many?	6) 1000 500 60 How many?

Q2. Write the smallest and greatest-4-digit number in the caterpillar using the digits given :



Greatest Number



Smallest Number

Q3. Read the instructions and put the numbers in the correct table as per the clues given.

(You can write more than one number in one table)

6274 1093 4106 2871 8264 2779 3495

My thousands digit is less than 4	My hundreds digit is odd	My tens digit is greater than 6	I am an even number

Social Science



Activity 1 (Instructions):

- Paste pictures of any **two heritage sites of India**.
- Fill in all the details neatly.

Heritage Site 1

(Paste Picture Here)

Name of the Heritage Site:

State: _____

City/Location: _____

Year/Period Built: _____

Built By: _____

Historical Importance: _____

Architectural Style / Special Features:

Interesting Facts: _____

Heritage Site 2

(Paste Picture Here)

Name of the Heritage Site:

State: _____

City/Location: _____

Year/Period Built: _____

Built By: _____

Historical Importance: _____

Architectural Style / Special Features

Interesting Facts:

Bonus Question:

Why is it important to preserve heritage sites?

- **Activity 2-Project Time!**


INDIA- THE HOME OF SPICES: Spices are integral part of our food.

Spices contribute rich flavour to food without adding any calories, fat, sugar or salt. Spices also add flavours to dishes.

Create a beautiful, creative and informative project about five popular spices of your choice. Follow the steps mentioned below to complete your project:

- Name of the spices-
- The states in which grown-
- Health benefits-
- How to use it-
- Locate the states in which they are found on the political map of India.

NOTE: Students will do this project in A4 size-coloured sheets and will make an attractive front page also and will tie up all the pages using a ribbon. This project will be graded for the internal assessment for term-1.



Q1. Solve the word puzzle find 6 sources of water.



R A I N P O N D
 I W E L L X Y Z
 V A T A P Q S E
 E T U K L M N A
 R E B E A C H S
 G R I V E R I P
 L A K E S U N W



Q.2 .Dear Students ,Spend time with your grandparents and discuss with them about the sources of water used in their times and now.

Note- frame a short story on sources of water.

Use your creativity to make it colourful and interesting.

Use A4 sized sheet to write the story.



General Knowledge



CURRENT AFFAIRS GALA

1. When is National Education Day celebrated? _____
2. Tallest building in the world. _____
3. Name the biggest flower in the world. _____
4. Who is the author of Mahabharata? _____
5. Who is the President of India? _____
6. Name the longest river on earth. _____
7. Who was the First Prime Minister of India? _____
8. Who discovered Zero? _____
9. Who is known as the "Ironman of India"? _____
10. From which country did the Olympic games originate? _____
11. Which Indian athlete won a gold medal in the 2020 Olympics? _____
12. What is the name of the Indian space mission to the Moon? _____
13. What are the 3 Defence forces of India?

14. What do colours in National flag symbolize?
Saffron- _____ White- _____ Green- _____
15. Who is the founder of Microsoft? _____
16. What is the name of India's longest sea bridge? _____

Q2. Identify the Personality:





Computers



- 1) Uno Cards(Roll Number 1-10)
 - Make any 3 Uno cards for short cut keys.
 - Size must be same as of Uno cards.
 - Work should be neat,tidy and presentable.
- 2) Make a miniature version (7 inches)
 - Any 2 Input devices. (Roll Number 11- 20)
 - Any 2 Output devices. (Roll Number 21- 30)
 - Any 2 Storage devices. (Roll Number 31 onwards)

Use waste materials:

- Keyboard → use cardboard + buttons
- Mouse → use sponge or paper
- CD → stick old CD or draw shiny circle
- Pen drive → make using clay or paper

✦ Add:

- Stickers ✦
- Glitter ✦
- Label with colourful pens



Art



- Do on A-4 size sheet -
1. Do blow painting on White drawing sheet & convert into any character.
(Roll no-1-12)
 2. Draw and color your dream house. Add fun details like a garden, swimming pool etc. (Roll no -13-24)
 3. Make cute animals using your thumbprints -(Roll no -25-36)
 - 4 Make a colorful and creative thread painting -(Roll no - 37 onwards)
- <https://youtube.com/shorts/WUomcnmMErE?si=CfoyGr6Mruws1naw>
4. Step by Step book – Complete pages up to 15

Note -Decorate your sheets to make attractive.



छोटे-छोटे कदम बढ़ाओ,
आगे बढ़ते ही जाओ।
गिरो अगर तो फिर उठ जाना,
हार से कभी न घबराना।

सपनों को तुम सच बनाओ,
मेहनत से दुनिया चमकाओ।
रास्ता चाहे कठिन हो जाए,
हिम्मत तुम कभी न हारो।

सूरज जैसे चमको तुम,
अंधेरे से मत डरना तुम।
हर दिन नया सवेरा लाता,
खुशियों का संदेश सुनाता।

पढ़ो-लिखो और खेलो भी,
अच्छे बच्चे बनो सभी।
मेहनत का फल मीठा होता,
जीवन सुंदर सपना होता।

