




DAV PUBLIC SCHOOL SAHIBABAD

SESSION-(2025-26)

SUMMER HOMEPLAY



NAME-..... Pre school/LKG-.....

Home Play Adventure!

Dear Little Explorer,



Dear Little Explorer,

The holidays are here, and guess what?

We have packed a special backpack full of magic tasks, colourful adventures, and giggly games just for you!

Each activity is like a tiny treasure chest – open it with your brightest smile and biggest imagination!

- **Pick a Task, Any Task!**

- Each day, choose one fun activity. It's like picking a candy from a magic jar!

- **Wear Your Imagination Hat!**

- Before you start, put on your invisible imagination hat. It helps you dream.

-bigger, draw crazier, and laugh louder!

- Sprinkle Some Creativity!

-Colour imaginatively,

- make silly stories, invent new worlds – there are no "wrongs" here, only "wows!"

- Ask Your Team for Help!

- Your family is your super team! They can help you with reading, writing, drawing, and clapping for your wonderful work!

-Keep Your Magic Book Ready!

Stick all your drawings, writings, and fun ideas into your "Magic Holiday

- **Homeplay"** Bring it back to school after the holidays – we can't wait to see your magic!

- **Remember:**

- Shine bright like a star!
- Create with all your heart!
- Laugh lots and have FUN! Happy Holidays,
- Little Superstar!

▪

- See you soon with your bundle of creativity!

BONDING TIME

EXPLORE LEARNING TOGETHER

Dear mom and dad,
I enjoyed my beginning weeks in LKG, it was a mix of learning with fun. As I am breaking for vacations, there're few things I want you to do with me which will help me to spend quality time with you and learn while I grow.

Let's eat at least two meals together and allow me to clear the table.

Let me give you a helping hand in the kitchen.

Help in learning 3 new sentences every day in English.

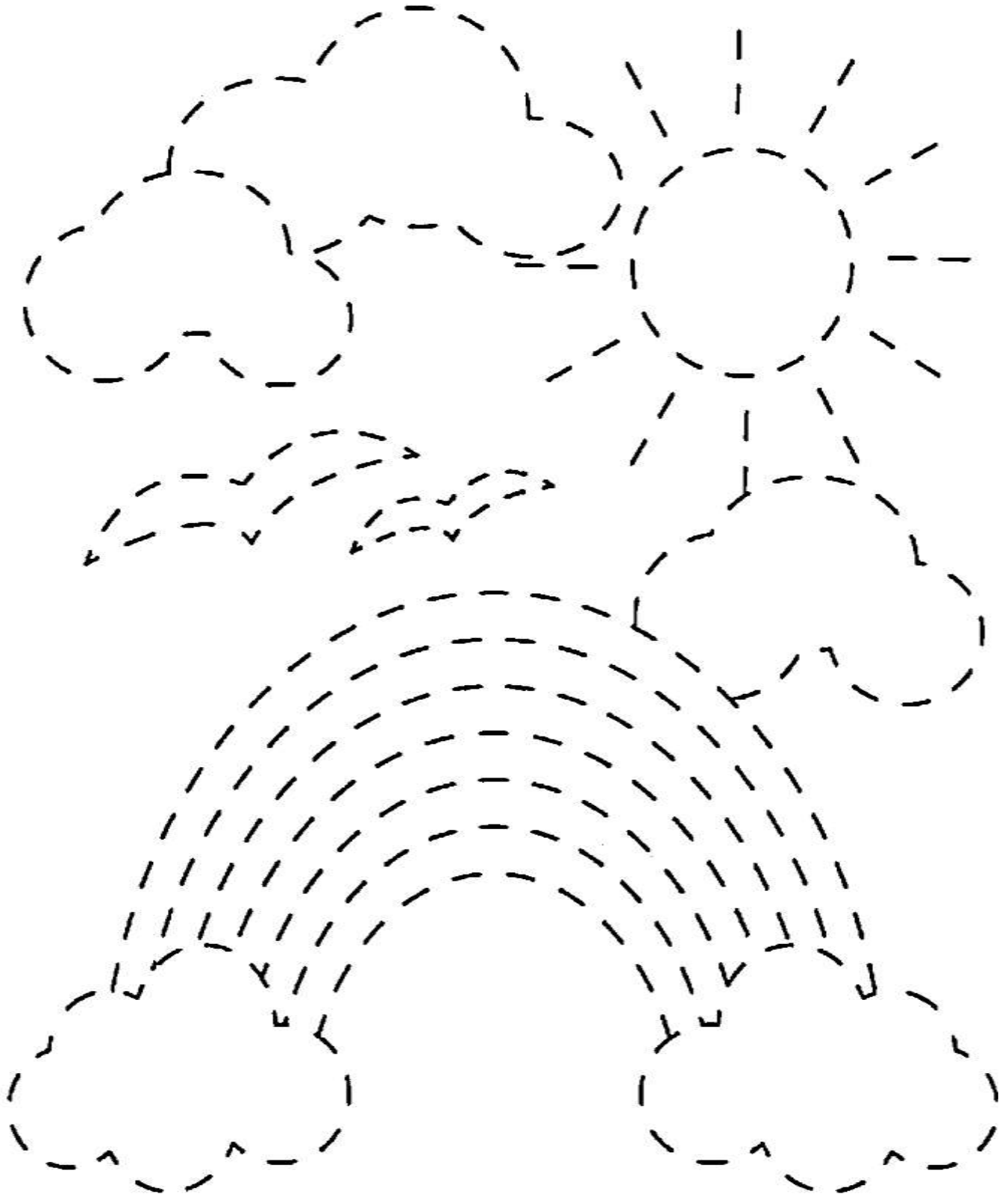
Keep me away from the electronic gadgets and spend quality time with me.

Let's make a small kitchen garden in our house where I will learn more about plants.


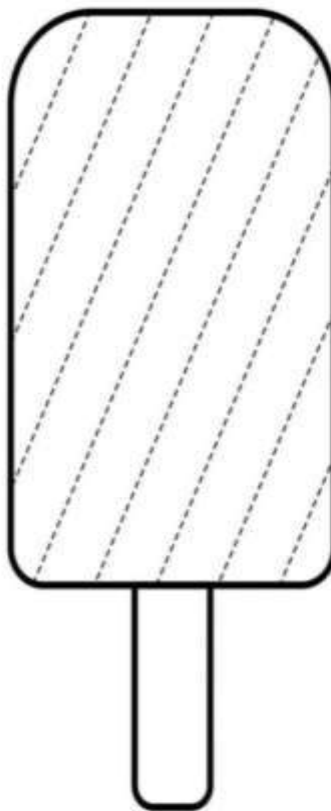
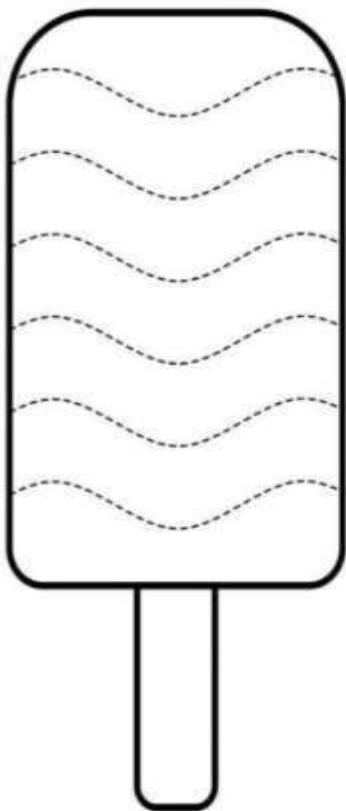

Please take me to the village, I want to see fields where food is grown.

FUN WITH PATTERNS


- On A4 size sheet draw different patterns & decorate it with waste materials like bindies, stones, toothpick, stickers etc. and paste them on given patterns.



- Children make your Summer break special by making colourful patterns in the popsicles.




- Paste letter-a pictures in the apples.




- Help the bird to collect 'b' letter pictures in the bubble.




- Kids feed the caterpillar with beautiful pictures of letter- 'c'.



- Make a colourful big butterfly and small caterpillar using paper crumpling. Use colourful papers to fill in the space.

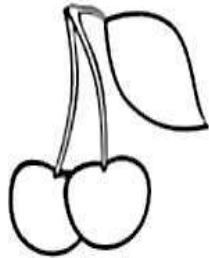
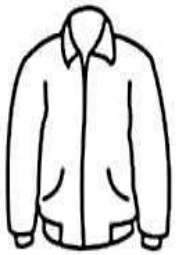


• Circle and color the pictures that belong to first one.




■ Colour the pictures.



Which is red?




Which is yellow?




Which is red?





Which is yellow?





- Create a scene with red and yellow colour objects in following picture.




- Complete the pictures.




- Spot, circle the 5 differences and discuss with your parents.



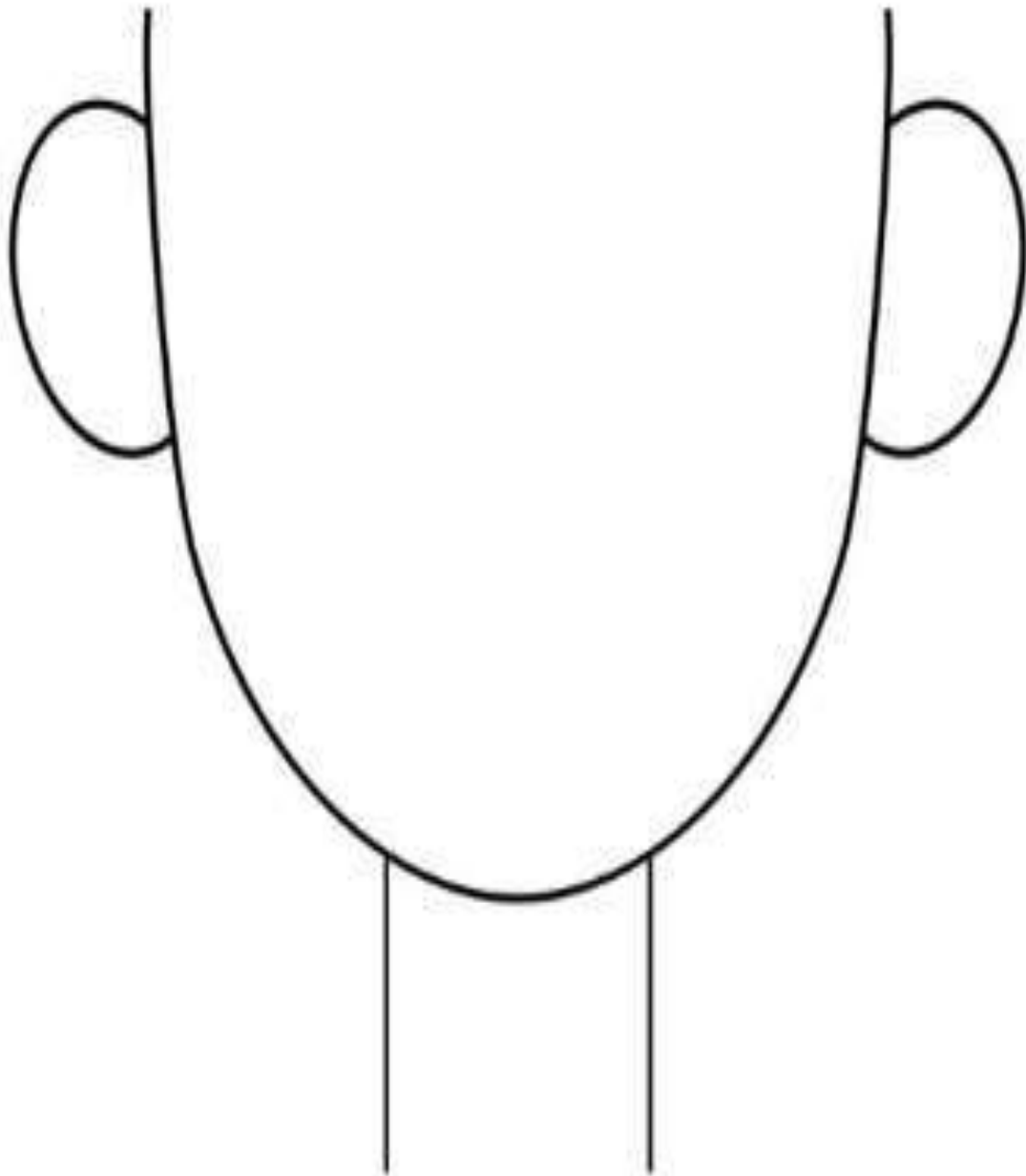
- Colour the fish with red and yellow colour.



- Do tear and pasting with colourful paper in strawberry.



- **Self Portrait**
- **Children use materials (wool, bindies, buttons, stickers) and make self-portrait.**



FUN TASK

- Trace the shapes of different things available at home. For e.g. Spoon, bowl, plate etc. on A4 sheet.



- **MAGIC SLATE**

- **Material Required: Zip pouch, Sprinkler, cardboard.**
Dear parents encourage putting sprinkler in Zip pouch, flatten it up and paste it on Any hard surface or card board. Your magic slate is ready. You can use it for Patterns, shapes, alphabets etc.



- Make a picture cards of size 10 *10 cm according to the roll numbers given. Kindly Laminate it also.

Roll no 1 to 20 – Best Buddy Pairs (5 cards- like fish and water, Milk and cereal) Things that go together



Roll No 21 – 35 onwards - Twins Around Us (5 pairs of objects that looks the same like 2 socks ,2 leaves) Things that look alike.



- **Fun with the Family**

- Click the photographs with your family members doing given activities and attach it with the home play.

Grandparents -Prayer/Gardening

FATHER – Play any one outdoor game

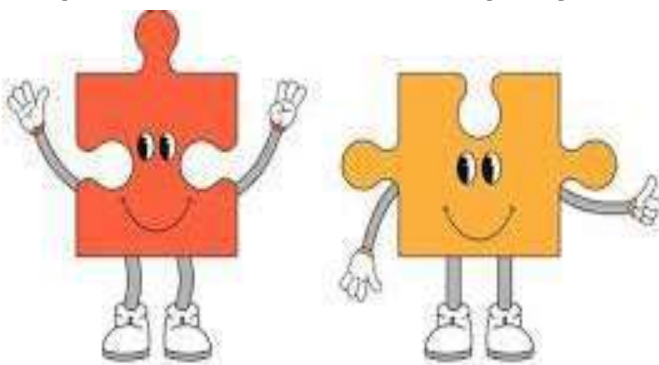
MOTHER- help household work / help in keeping toys at place

SIBLINGS- Play game / Dancing



- **Emotion Puzzle**

- Draw and colour the paper plates with different emotions (Happy, Sad, Scared, Angry), cut them in to 2 pieces, let the child join the puzzles and send these puzzles with home play.



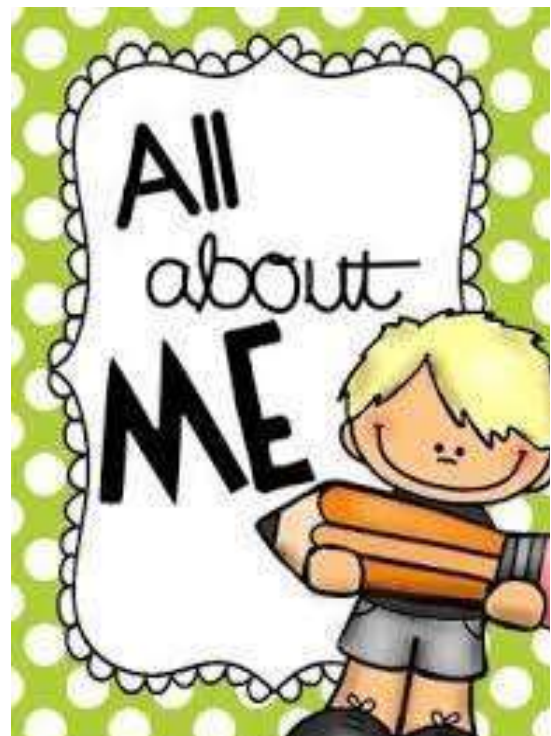
- Children paste photographs of family members and make a family wall hanging using twigs, leaves, paper plates etc. Think of new creative ideas send to with home play.



▪ All about Me Book

Help your child to make all about me book by drawing / pasting pictures on A-4 sheets.

1. My name is _____.
2. My handprints
3. My favourite food
4. My favourite colour
5. My favourite animal

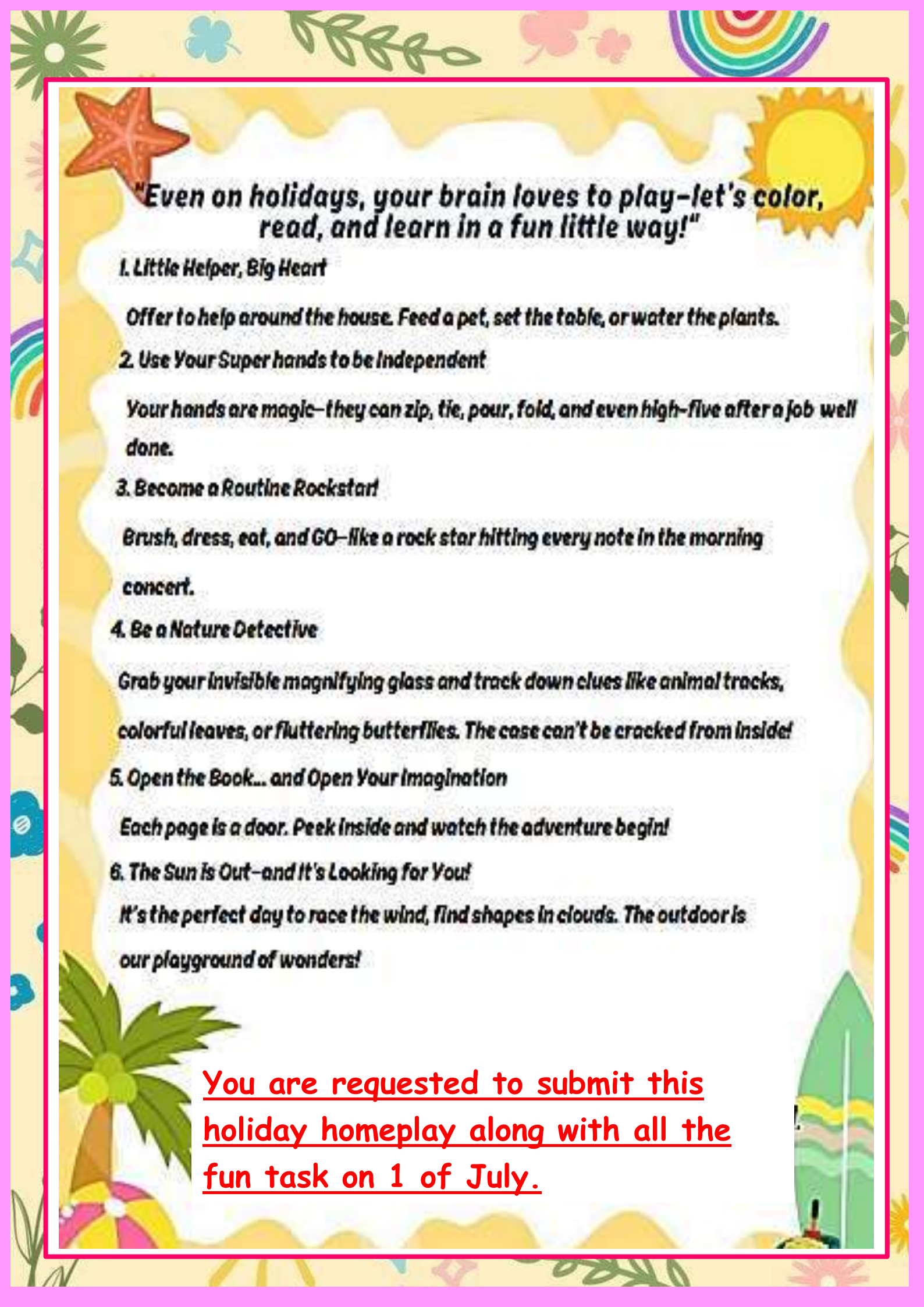


- Attach the photographs of the places you visit with your family during summer vacation.



- World Environment Day
- Make a table mat using leaves, flowers printing. Show your creativity through unique designs and patterns. Laminate your mat and bring it school after vacation.





"Even on holidays, your brain loves to play—let's color, read, and learn in a fun little way!"

1. Little Helper, Big Heart

Offer to help around the house. Feed a pet, set the table, or water the plants.

2. Use Your Super hands to be Independent

Your hands are magic—they can zip, tie, pour, fold, and even high-five after a job well done.

3. Become a Routine Rockstar!

Brush, dress, eat, and GO—like a rock star hitting every note in the morning concert.

4. Be a Nature Detective

Grab your invisible magnifying glass and track down clues like animal tracks, colorful leaves, or fluttering butterflies. The case can't be cracked from inside!

5. Open the Book... and Open Your Imagination

Each page is a door. Peek inside and watch the adventure begin!

6. The Sun Is Out—and It's Looking for You!

It's the perfect day to race the wind, find shapes in clouds. The outdoor is our playground of wonders!

You are requested to submit this holiday homeplay along with all the fun task on 1 of July.